

SIGN TYPE 10.02B (PERMANENT)

Project Identification Sign w/ Tenant Listing at
Village Entry, Hywy A1A Southside

QTY: 1

Proposed Master
Signage Plan



Wildlight
PROJECT

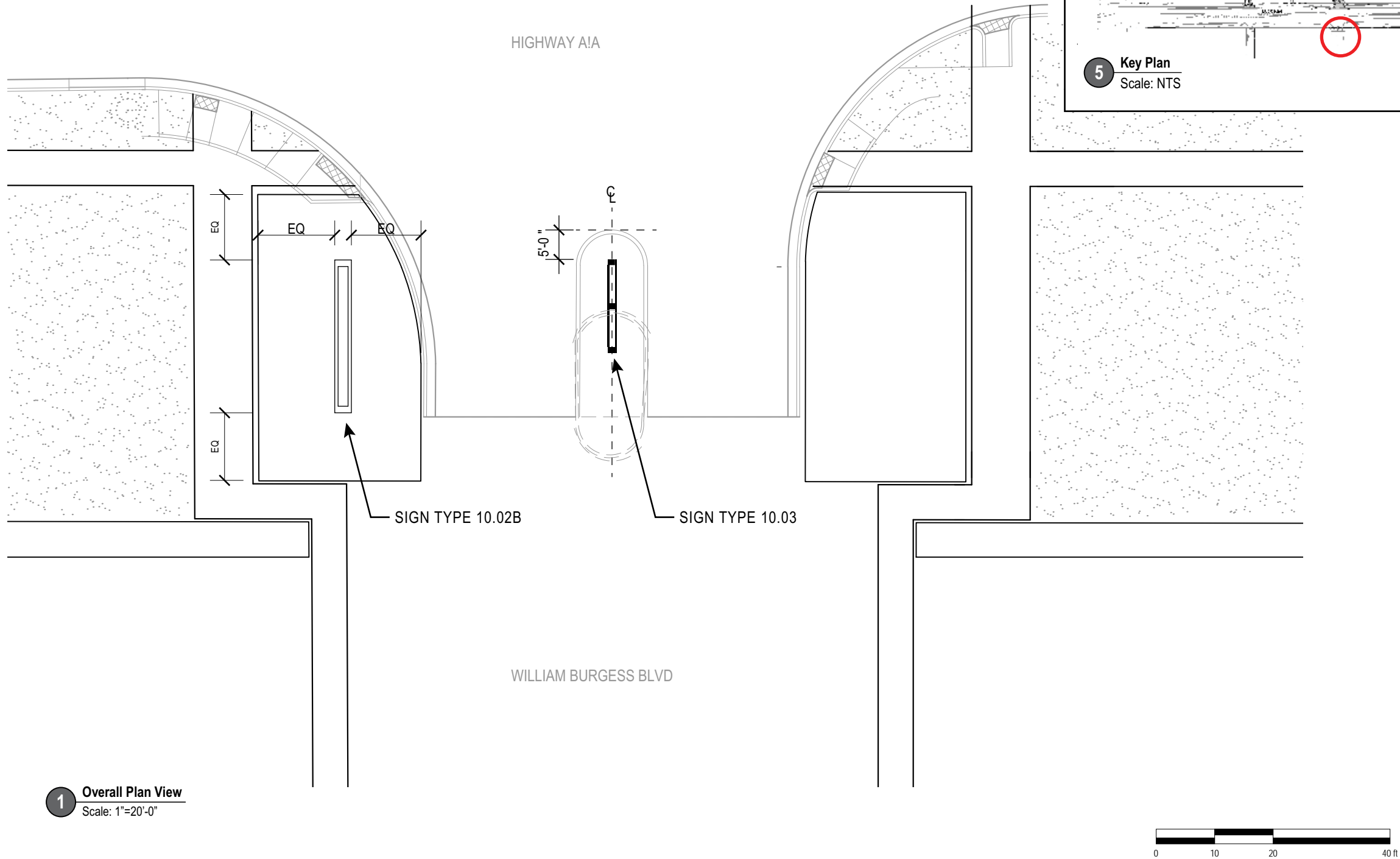
Raydient
OWNER

KK, CD, BJ, KK
505DESIGN TEAM

ORIGINAL ISSUE:	30 AUG 2017
REVISIONS:	
2	25 MARCH 2019

Package Index

These drawings are for the sole purpose of
expressing visual design intent and are not
intended for construction purposes. All aspects
engineering, fabrication, installation, and any
resulting documentation are the responsibility of
the Fabricator.



Proposed Master
Signage Plan

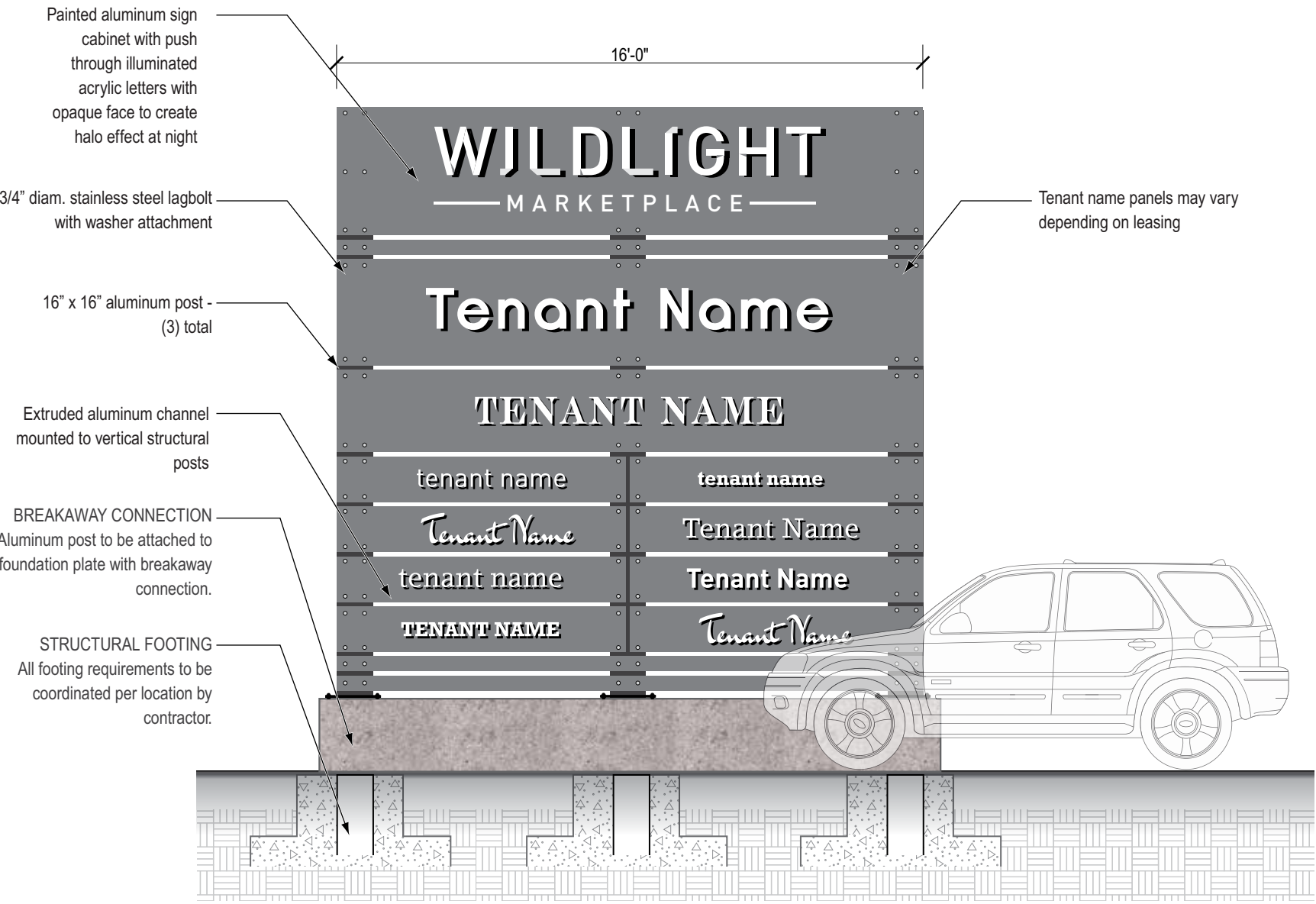


Wildlight
PROJECT
Raydient
OWNER
KK, CD, BJ, KK
505DESIGN TEAM

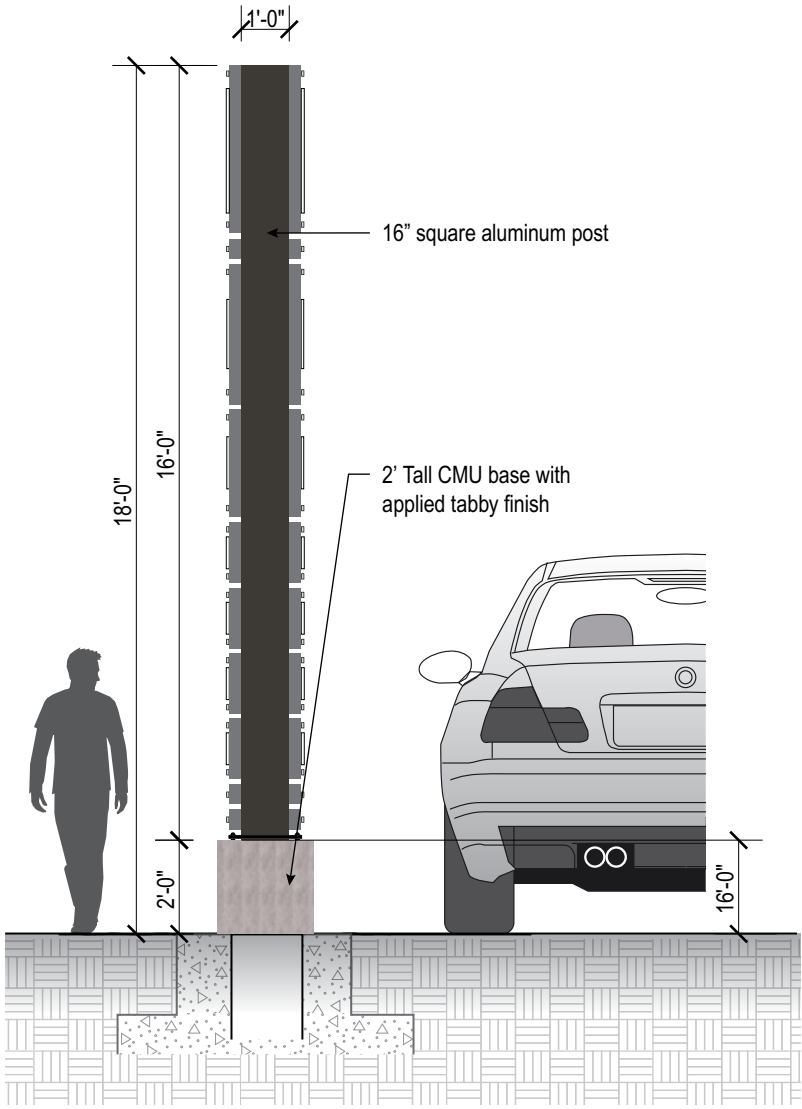
ORIGINAL ISSUE:	30 AUG 2017
REVISIONS:	1 13 SEPT 2018
2 25 MARCH 2019	
3 28 MARCH 2019	

Sign Type 10.02B -
Project ID Sign with
Tenant Listing at
Village Entry
(Hwy A1A Southside)

These drawings are for the sole purpose of
expressing visual design intent and are not
intended for construction purposes. All aspects
engineering, fabrication, installation, and any
resulting documentation are the responsibility of
the Fabricator.



1 Sign Type 10.02B - Front View
Scale: 1/4"=1'-0"



2 Sign Type 10.02B - Side View
Scale: 1/4"=1'-0"

SIGN TYPE 10.03

Large Project ID Sign with Tenant Listing
QTY: 1

Proposed Master
Signage Plan



Wildlight
PROJECT

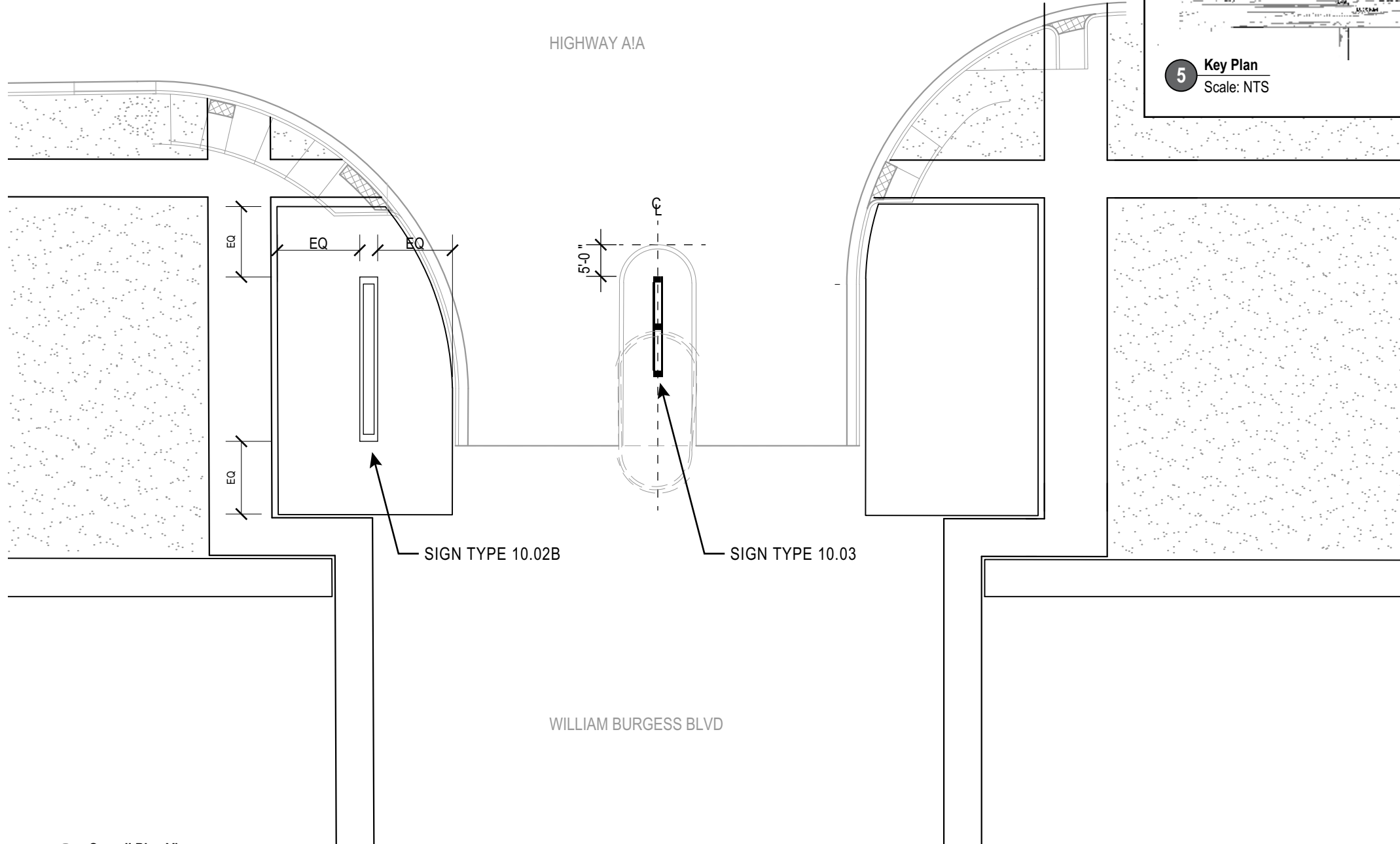
Raydient
OWNER

KK, CD, BJ, KK
505DESIGN TEAM

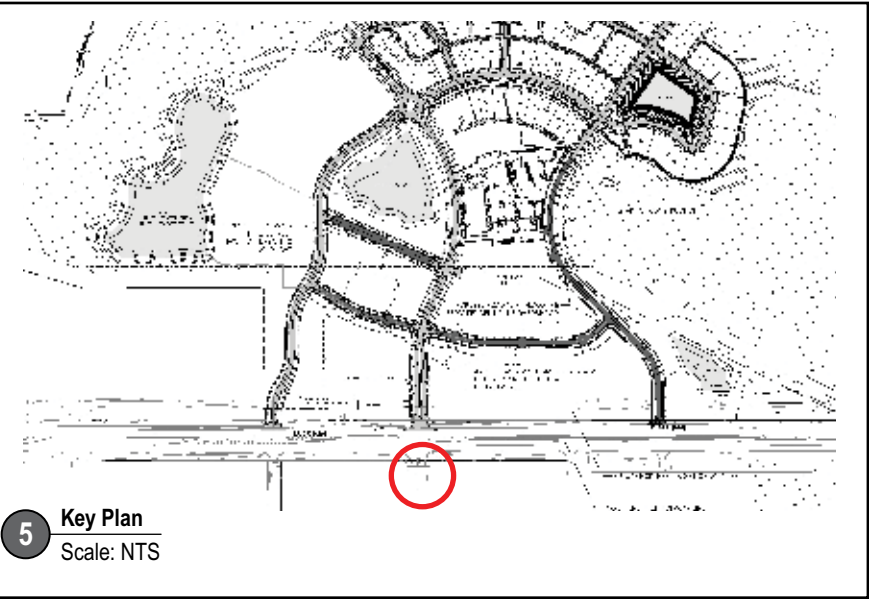
ORIGINAL ISSUE:	30 AUG 2017
REVISIONS:	1 13 SEPT 2018

Sign Type 10.03 -
Large Project ID Sign
with Tenant Listing

These drawings are for the sole purpose of
expressing visual design intent and are not
intended for construction purposes. All aspects
engineering, fabrication, installation, and any
resulting documentation are the responsibility of
the Fabricator.



1 Overall Plan View
Scale: 1"=20'-0"



5 Key Plan
Scale: NTS



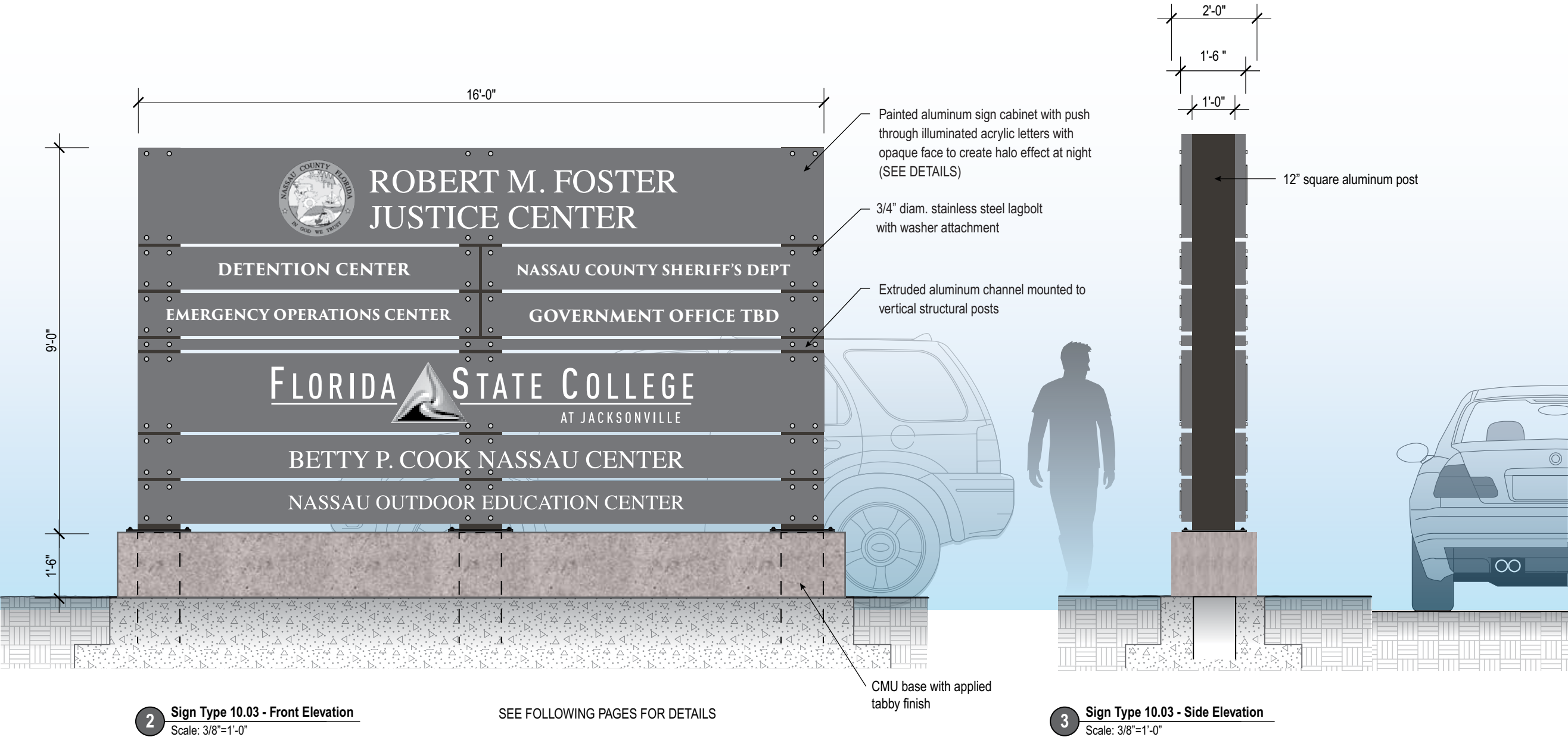
Proposed Master
Signage Plan



Wildlight
PROJECT

Raydient
OWNER

KK, CD, BJ, KK
505DESIGN TEAM



ORIGINAL ISSUE:	30 AUG 2017
REVISIONS:	1 13 SEPT 2018

Sign Type 10.03 -
Large Project ID Sign
with Tenant Listing

These drawings are for the sole purpose of expressing visual design intent and are not intended for construction purposes. All aspects engineering, fabrication, installation, and any resulting documentation are the responsibility of the Fabricator.

SIGN TYPE 10.04

Landscape Sculptural Bird(s)

QTY: 30
(20 Phase One - 10 Phase Two)

Proposed Master
Signage Plan



Wildlight
PROJECT

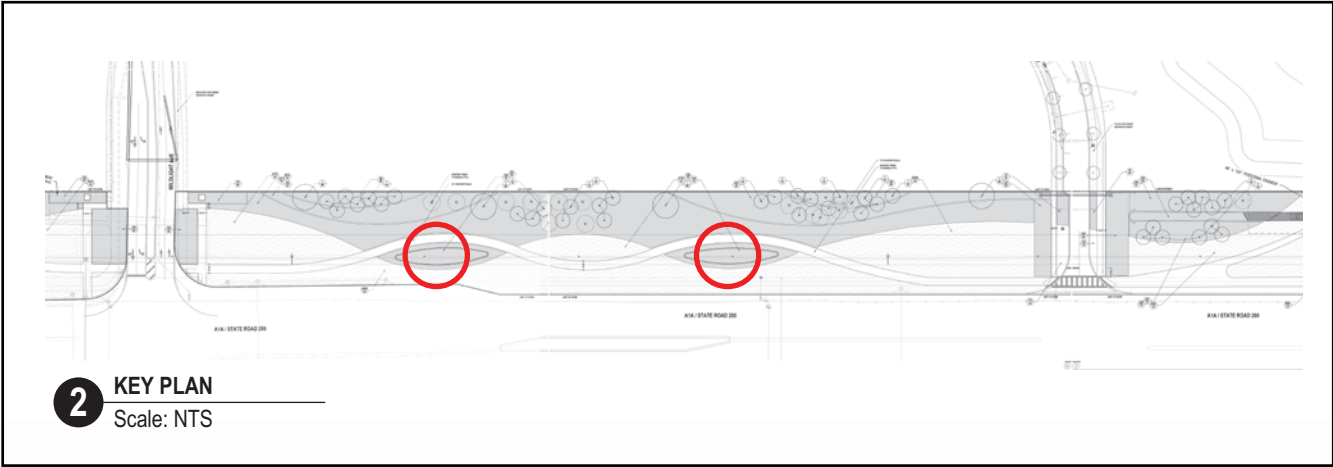
Raydient
OWNER

KK, CD, BJ, KK
505DESIGN TEAM

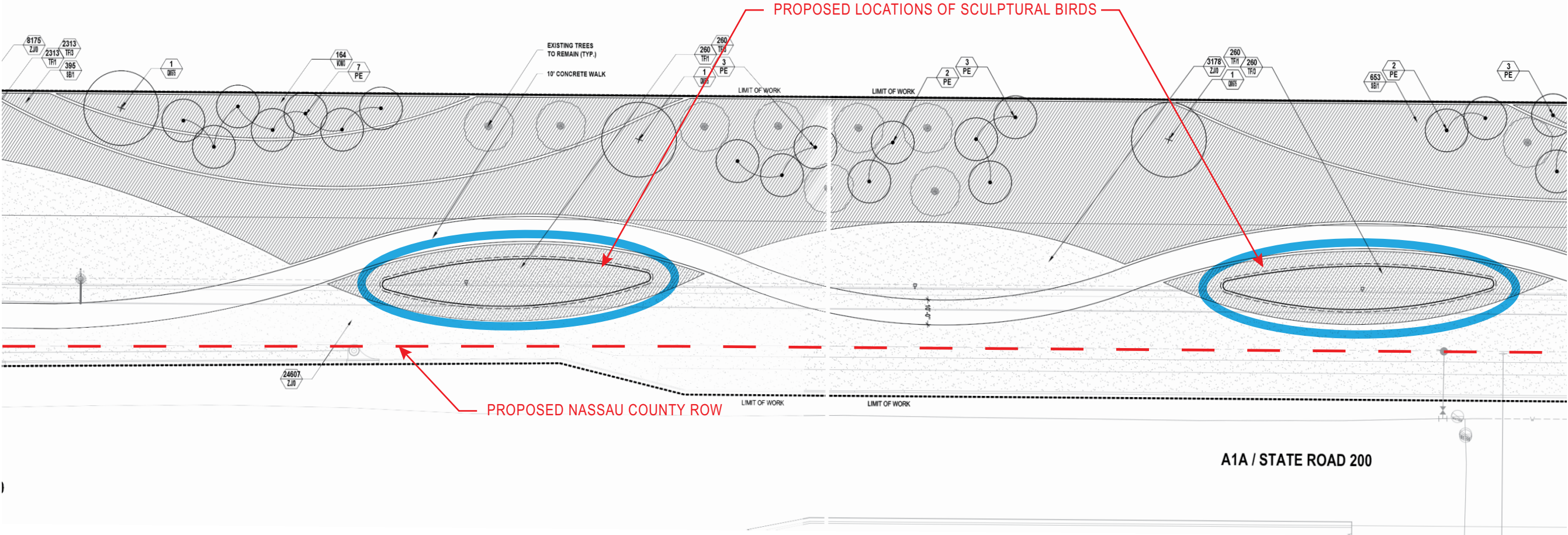
ORIGINAL ISSUE:	30 AUG 2017
REVISIONS:	

Sign Type 10.04 -
Landscape Sculptural
Bird(s)

These drawings are for the sole purpose of
expressing visual design intent and are not
intended for construction purposes. All aspects
engineering, fabrication, installation, and any
resulting documentation are the responsibility of
the Fabricator.



2 KEY PLAN
Scale: NTS



1 LANDSCAPE SCULPTURAL BIRD(S)
Scale: 1 = 100

Proposed Master
Signage Plan




Wildlight
PROJECT

Raydient
OWNER

KK, CD, BJ, KK
505DESIGN TEAM



Perspsective View Along HWY A1A

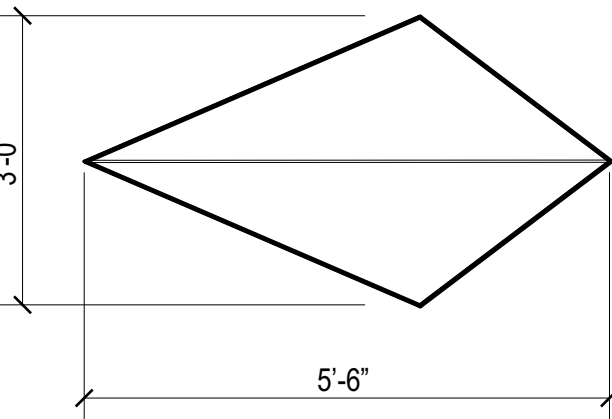


1 Sign Type 10.04 - Front Elevation
Scale: 3/16"=1'-0"

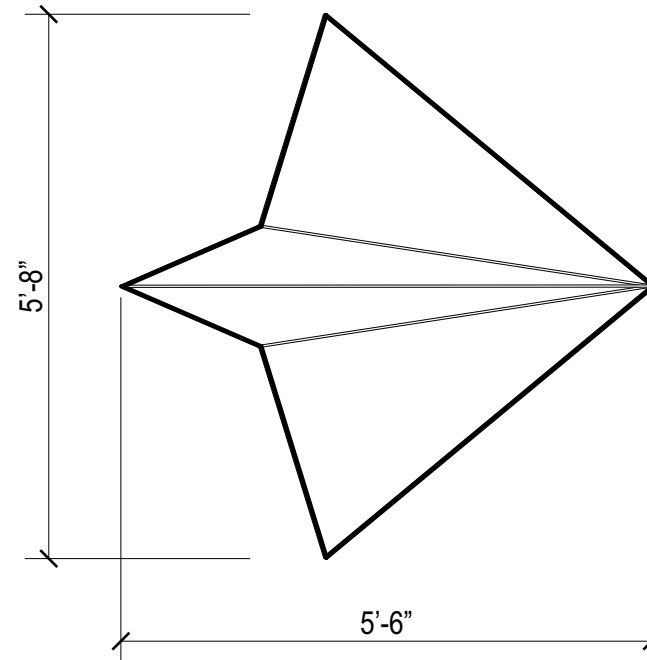
ORIGINAL ISSUE:	30 AUG 2017
REVISIONS:	

Sign Type 10.04 -
Landscape Sculptural
Bird(s)

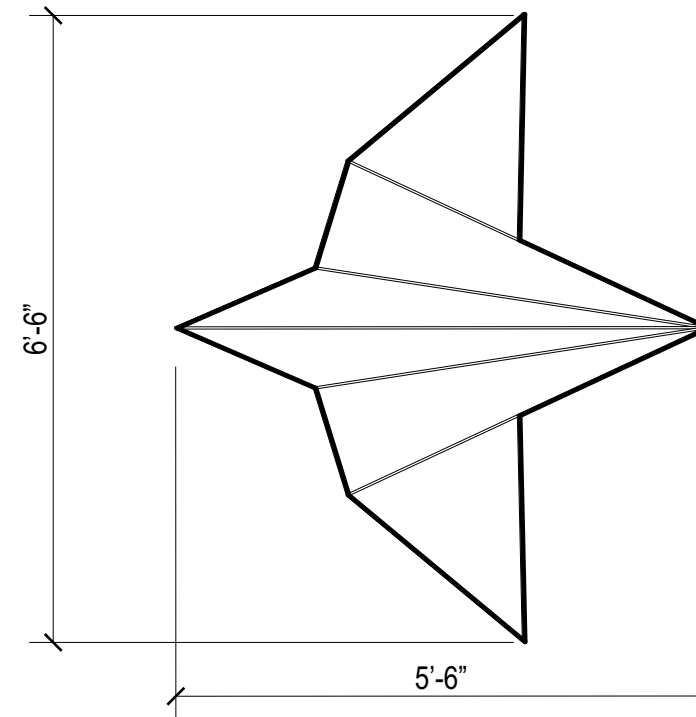
These drawings are for the sole purpose of
expressing visual design intent and are not
intended for construction purposes. All aspects
engineering, fabrication, installation, and any
resulting documentation are the responsibility of
the Fabricator.



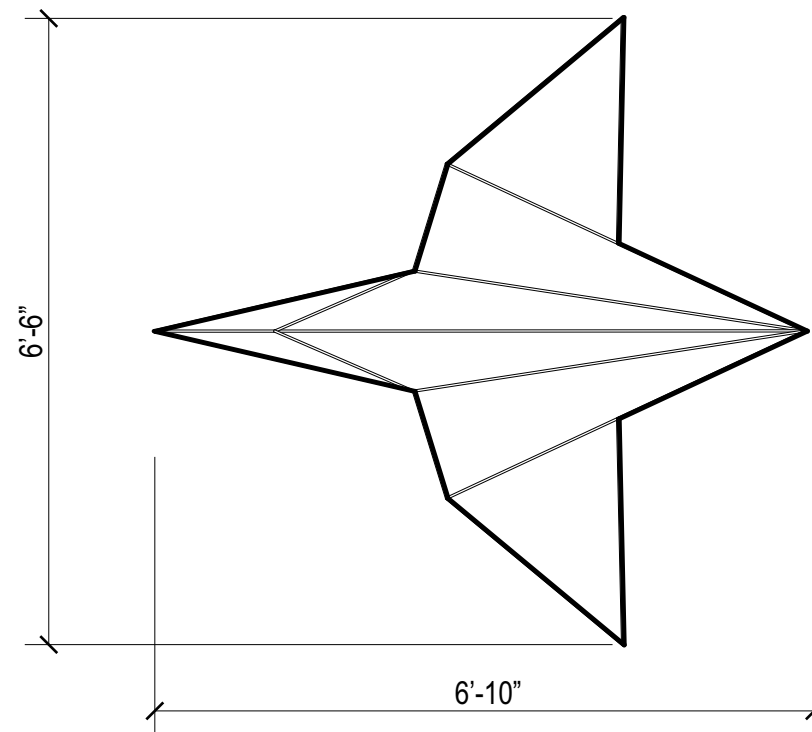
1 Sign Type 10.04 - Plan View - Stage 1
Scale: 1/2"=1'-0"



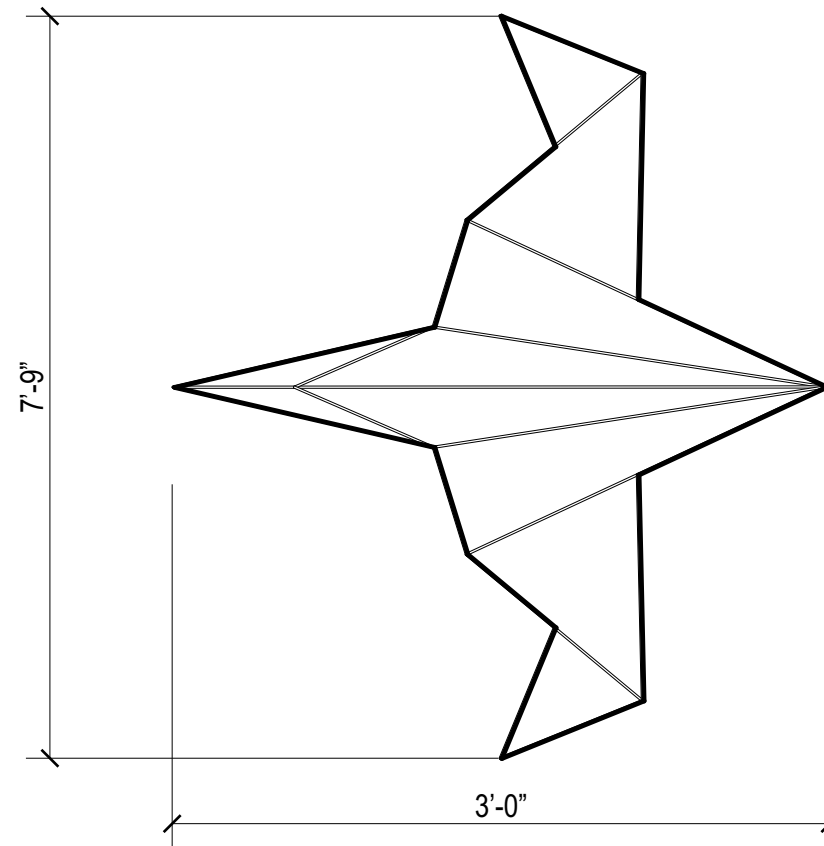
2 Sign Type 10.04 - Plan View - Stage 2
Scale: 1/2"=1'-0"



3 Sign Type 10.04 - Plan View - Stage 3
Scale: 1/2"=1'-0"



4 Sign Type 10.04 - Plan View - Stage 4
Scale: 1/2"=1'-0"



5 Sign Type 10.04 - Plan View - Stage 5
Scale: 1/2"=1'-0"

Proposed Master
Signage Plan



Wildlight
PROJECT

Raydient
OWNER

KK, CD, BJ, KK
505 DESIGN TEAM

ORIGINAL ISSUE:	30 AUG 2017
REVISIONS:	

Sign Type 10.04 -
Landscape Sculptural
Bird(s)

These drawings are for the sole purpose of
expressing visual design intent and are not
intended for construction purposes. All aspects
engineering, fabrication, installation, and any
resulting documentation are the responsibility of
the Fabricator.

SIGN TYPE 10.06

Outparcel Ground Mounted Identification Sign -
along Hywy A1A

QTY: TBD

Proposed Master
Signage Plan



Wildlight
PROJECT

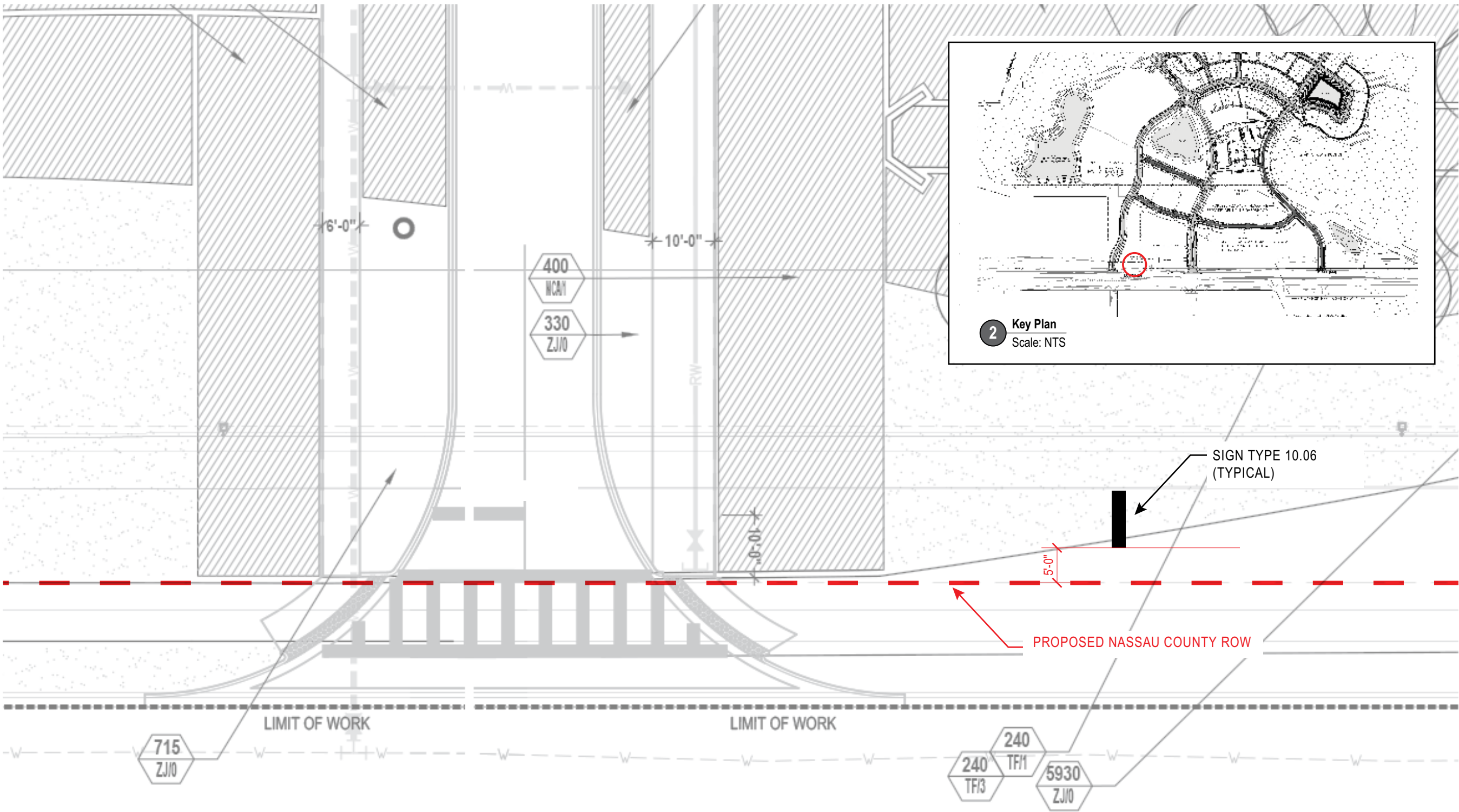
Raydient
OWNER

KK, CD, BJ, KK
505DESIGN TEAM

ORIGINAL ISSUE:	30 AUG 2017
REVISIONS:	

Sign Type 10.06 -
Outparcel Ground
Mounted ID Sign -
Along Hywy A1A

These drawings are for the sole purpose of
expressing visual design intent and are not
intended for construction purposes. All aspects
engineering, fabrication, installation, and any
resulting documentation are the responsibility of
the Fabricator.



1 Sign Type 10.06 - Overall Location Plan - Typical
Scale: 1/16"=1'-0"

2 Key Plan
Scale: NTS

Proposed Master
Signage Plan



Wildlight
PROJECT


Raydient
OWNER

KK, CD, BJ, KK
505DESIGN TEAM

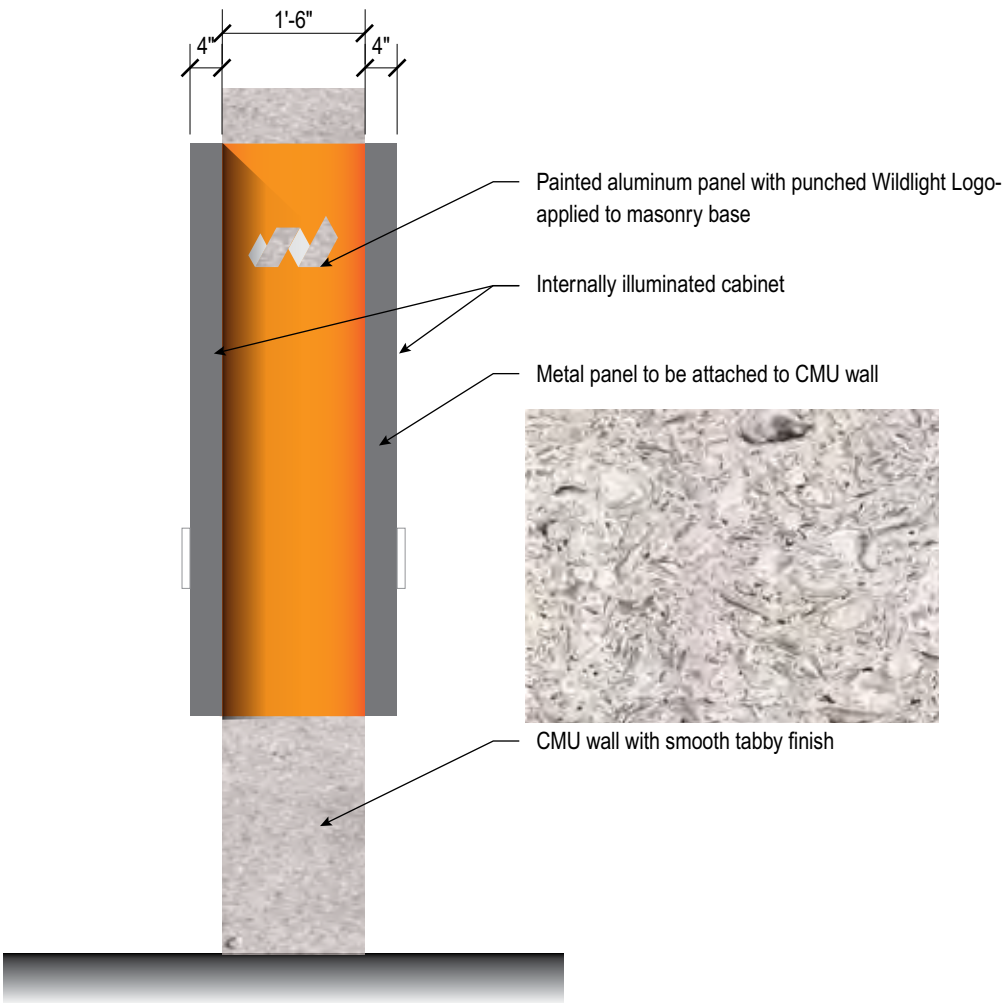
ORIGINAL ISSUE:	30 AUG 2017
REVISIONS:	

Sign Type 10.06 -
Outparcel Ground
Mounted ID Sign -
Along Hywy A1A

These drawings are for the sole purpose of
expressing visual design intent and are not
intended for construction purposes. All aspects
engineering, fabrication, installation, and any
resulting documentation are the responsibility of
the Fabricator.



1 Sign Type 10.06 - Front Elevation
Scale: 1/2"=1'-0"



2 Sign Type 10.06 - Side Elevation
Scale: 1/2"=1'-0"



3 Sign Type 10.06 - Context Elevation
Scale: 1/4"=1'-0"

ALLOWANCES PER CODE:

Monument Sign

- maximum dimensions shall be 8 feet horizontal & 6 feet vertical
- to increase height, monument signs may have base concealed by shrubbery - 18" tall. No monument sign shall exceed 9 feet total height above natural grade

SIGN TYPE 10.07

Wildlight Village Entry Gateway Portal - to hold a temporary banner spanning street

QTY: 1

Proposed Master
Signage Plan



Wildlight
PROJECT

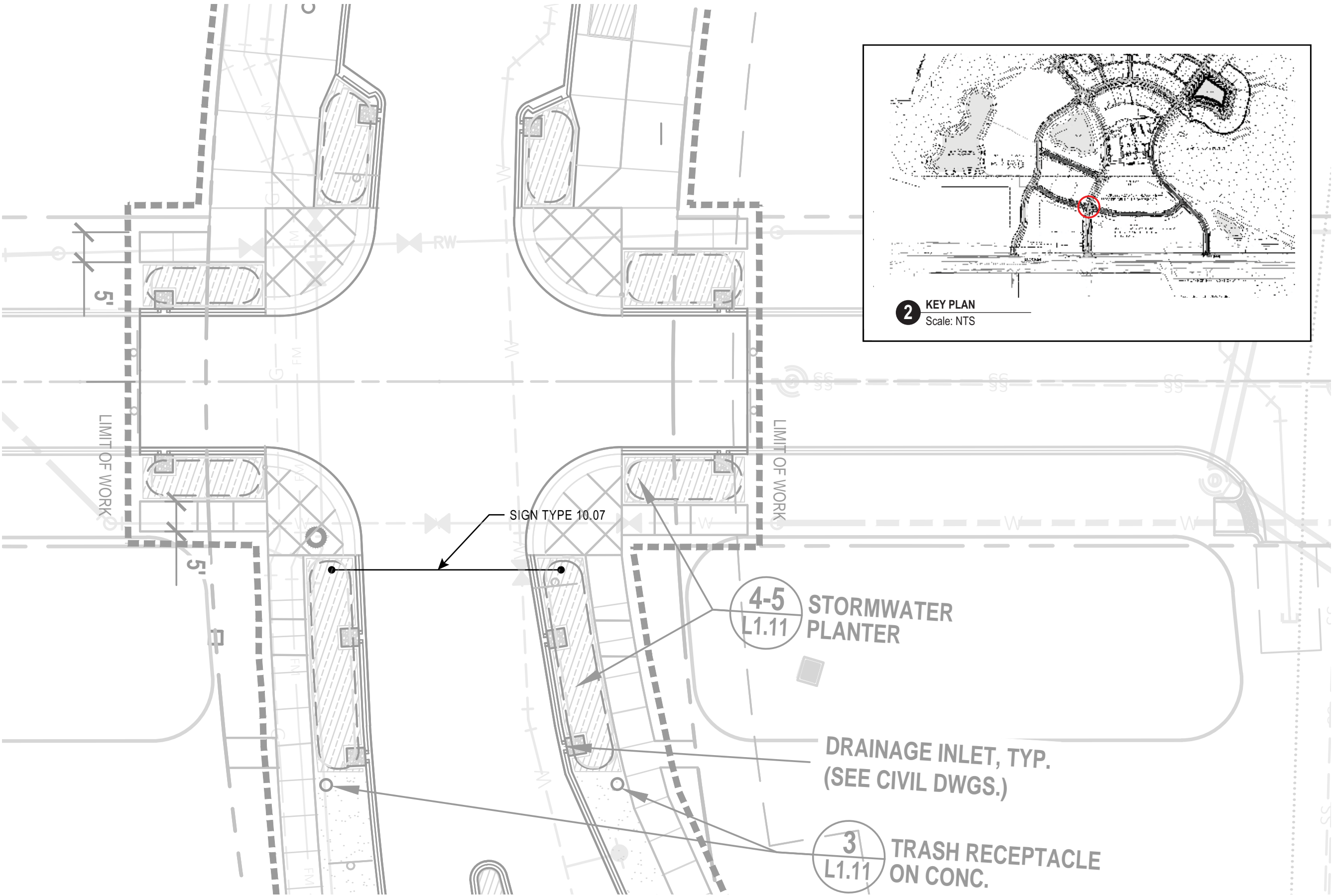
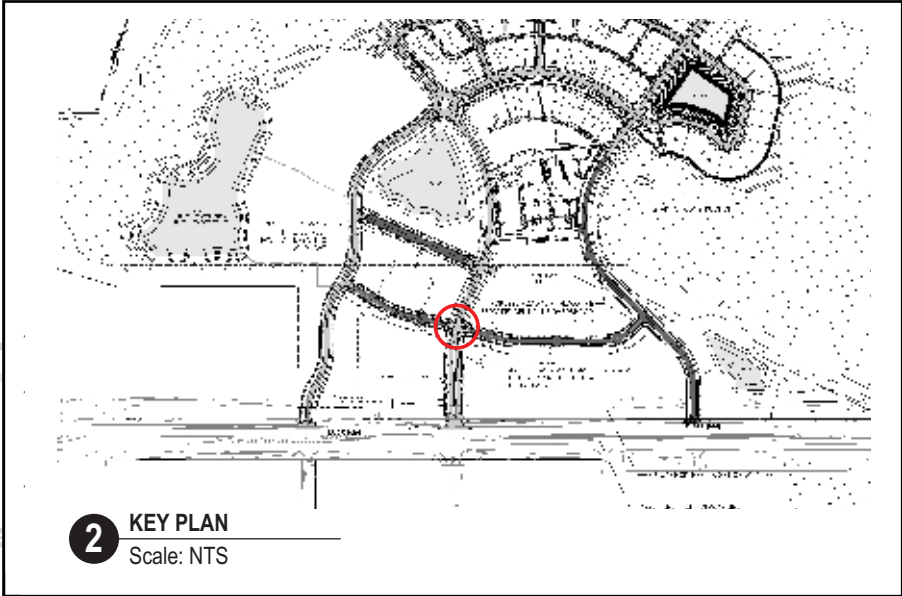
Raydient
OWNER

KK, CD, BJ, KK
505DESIGN TEAM

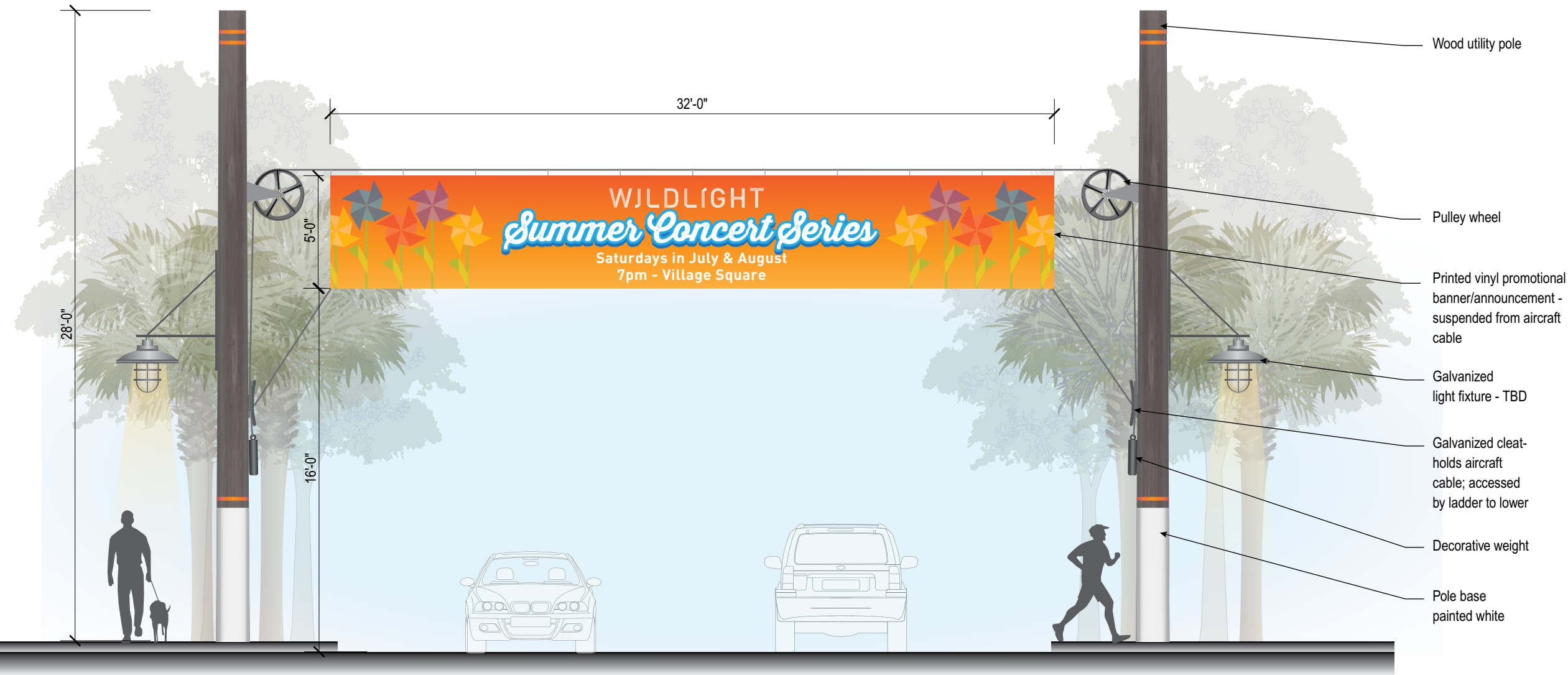
ORIGINAL ISSUE:	30 AUG 2017
REVISIONS:	

Sign Type 10.07 -
Wildlight Village Entry
Gateway Portal

These drawings are for the sole purpose of
expressing visual design intent and are not
intended for construction purposes. All aspects
engineering, fabrication, installation, and any
resulting documentation are the responsibility of
the Fabricator.



1 WILDLIGHT VILLAGE ENTRY GATEWAY PORTAL
Scale: 1/16" = 1'-0"



1 Sign Type 10.07 - Front Elevation
Scale: 3/16"=1'-0"

ALLOWANCES PER CODE:

Special Event Sign

- No special event sign permit shall be issued for more than sixty (60) consecutive days
- An extension of up to ninety (90) consecutive days is requested.

Proposed Master Signage Plan



Wildlight
PROJECT

Raydient
OWNER

KK, CD, BJ, KK
505DESIGN TEAM

ORIGINAL ISSUE: 30 AUG 2017	
REVISIONS:	

Sign Type 10.07 - Wildlight Village Entry Gateway Portal

These drawings are for the sole purpose of expressing visual design intent and are not intended for construction purposes. All aspects engineering, fabrication, installation, and any resulting documentation are the responsibility of the Fabricator.

SIGN TYPE 10.09

Main Site Vehicular Directional Sign

QTY: TBD

Proposed Master
Signage Plan



Wildlight
PROJECT

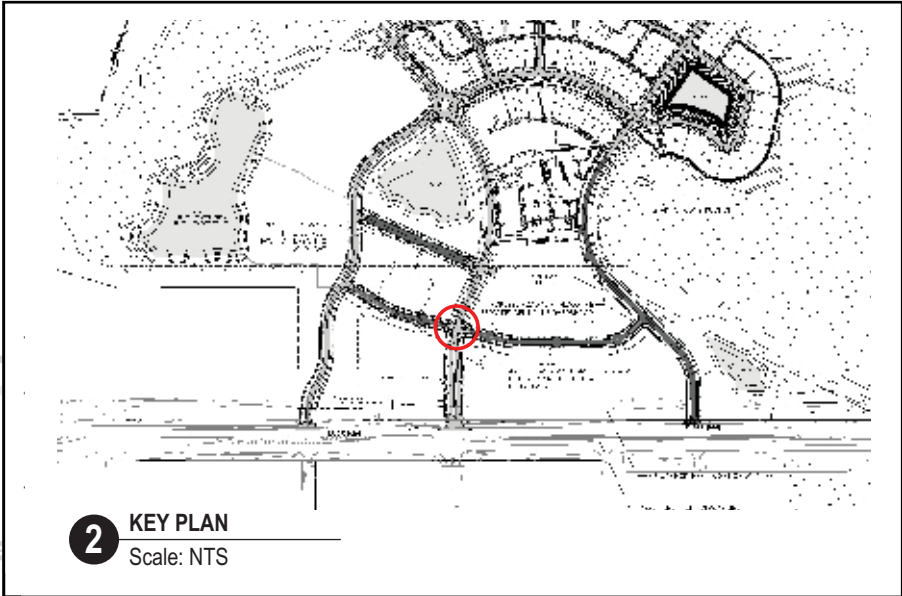
Raydient
OWNER

KK, CD, BJ, KK
505DESIGN TEAM

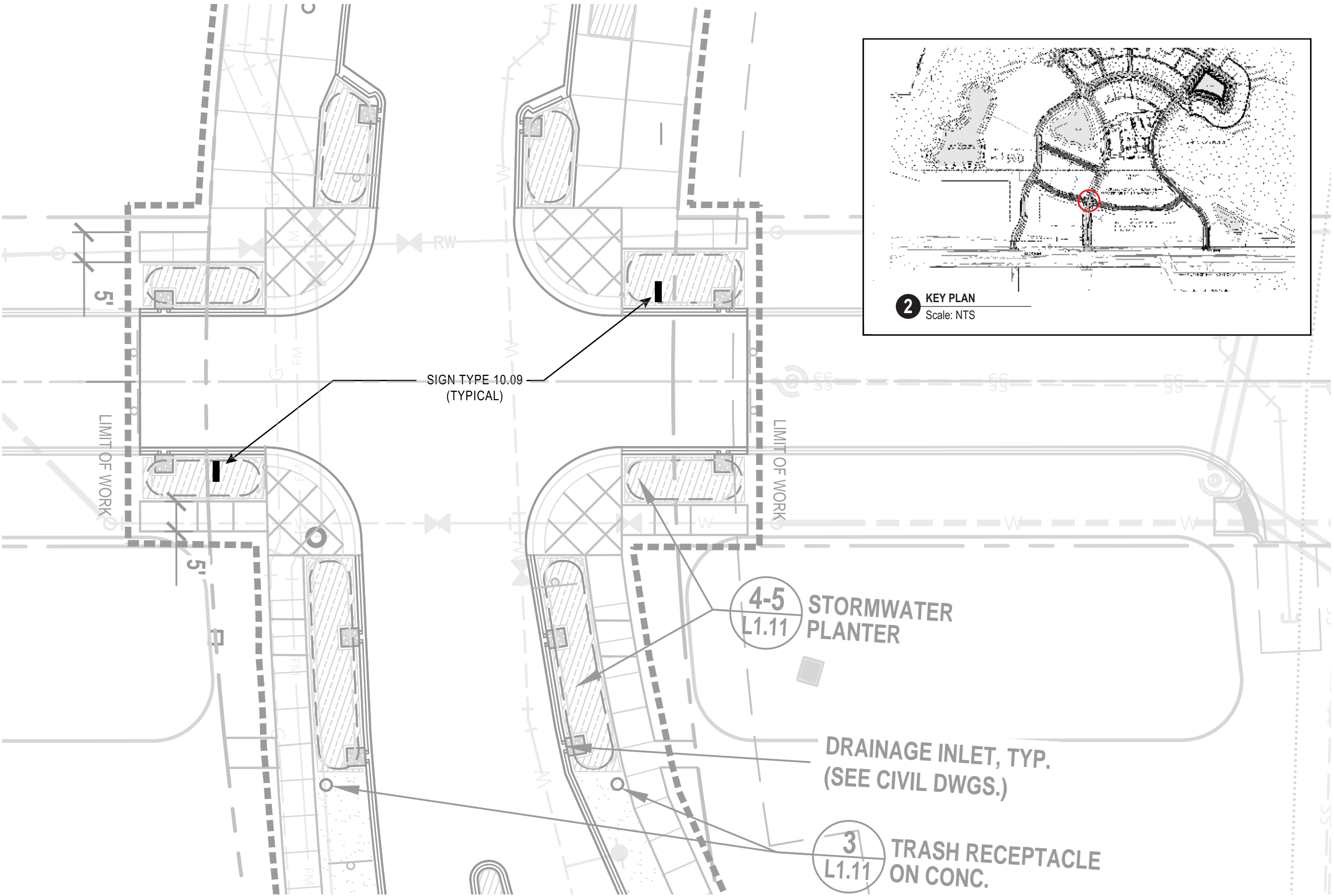
ORIGINAL ISSUE:	30 AUG 2017
REVISIONS:	

Sign Type 10.09 -
Main Site Vehicular
Directional Sign

These drawings are for the sole purpose of
expressing visual design intent and are not
intended for construction purposes. All aspects
engineering, fabrication, installation, and any
resulting documentation are the responsibility of
the Fabricator.



2 KEY PLAN
Scale: NTS



1 WILDLIGHT VILLAGE ENTRY GATEWAY PORTAL
Scale: 1/16" = 1'-0"

Proposed Master
Signage Plan

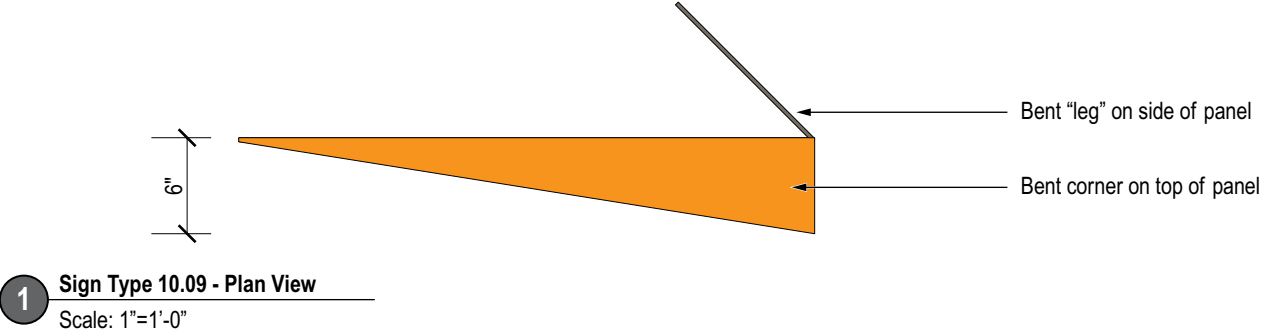


Wildlight
PROJECT
Raydient
OWNER
KK, CD, BJ, KK
505 DESIGN TEAM

ORIGINAL ISSUE: 30 AUG 2017	
REVISIONS:	

Sign Type 10.09 -
Main Site Vehicular
Directional Sign

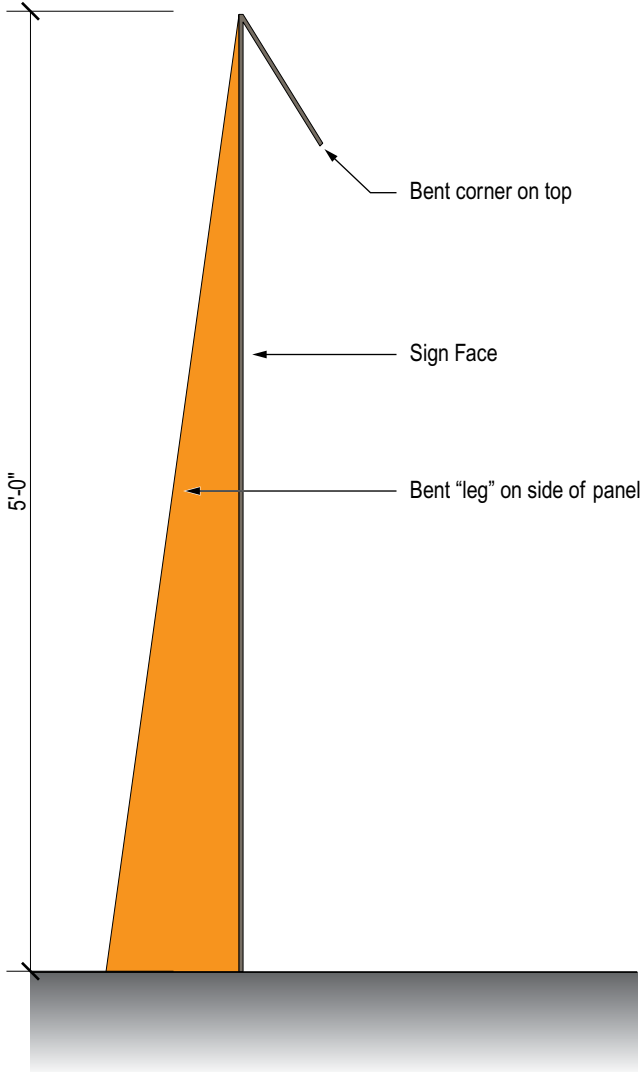
These drawings are for the sole purpose of
expressing visual design intent and are not
intended for construction purposes. All aspects
engineering, fabrication, installation, and any
resulting documentation are the responsibility of
the Fabricator.



1 Sign Type 10.09 - Plan View
Scale: 1"=1'-0"



2 Sign Type 10.09 - Front Elevation
Scale: 1"=1'-0"



3 Sign Type 10.09 - Side View
Scale: 1"=1'-0"