


[Reset Form](#)
[Print Form](#)

MAXIMUM MILLAGE LEVY CALCULATION PRELIMINARY DISCLOSURE

For municipal governments, counties, and special districts

DR-420MM-P

R. 5/12


Rule 12D-16.002

Florida Administrative Code

Effective 11/12

| | | | |
|--------------------------------------------------------------------------------------------------------------------------------------------------------------------------------------------------------------------------------------------------|----------------------------------------|----------------------------------------|------|
| Year: 2019 | County: NASSAU | | |
| Principal Authority : NASSAU COUNTY BCC | Taxing Authority: NASSAU COUNTY BCC | | |
| 1. Is your taxing authority a municipality or independent special district that has levied ad valorem taxes for less than 5 years? | <input type="checkbox"/> Yes | <input checked="" type="checkbox"/> No | (1) |
| IF YES, STOP HERE. SIGN AND SUBMIT. You are not subject to a millage limitation. | | | |
| 2. Current year rolled-back rate from Current Year Form DR-420, Line 16 | 6.9804 | per \$1,000 | (2) |
| 3. Prior year maximum millage rate with a majority vote from 2018 Form DR-420MM, Line 13 | 7.4278 | per \$1,000 | (3) |
| 4. Prior year operating millage rate from Current Year Form DR-420, Line 10 | 7.4278 | per \$1,000 | (4) |
| If Line 4 is equal to or greater than Line 3, skip to Line 11. If less, continue to Line 5. | | | |
| Adjust rolled-back rate based on prior year majority-vote maximum millage rate | | | |
| 5. Prior year final gross taxable value from Current Year Form DR-420, Line 7 | \$ | 0 | (5) |
| 6. Prior year maximum ad valorem proceeds with majority vote <i>(Line 3 multiplied by Line 5 divided by 1,000)</i> | \$ | 0 | (6) |
| 7. Amount, if any, paid or applied in prior year as a consequence of an obligation measured by a dedicated increment value from Current Year Form DR-420 Line 12 | \$ | 0 | (7) |
| 8. Adjusted prior year ad valorem proceeds with majority vote <i>(Line 6 minus Line 7)</i> | \$ | 0 | (8) |
| 9. Adjusted current year taxable value from Current Year form DR-420 Line 15 | \$ | 0 | (9) |
| 10. Adjusted current year rolled-back rate <i>(Line 8 divided by Line 9, multiplied by 1,000)</i> | 0.0000 | per \$1,000 | (10) |
| Calculate maximum millage levy | | | |
| 11. Rolled-back rate to be used for maximum millage levy calculation <i>(Enter Line 10 if adjusted or else enter Line 2)</i> | 6.9804 | per \$1,000 | (11) |
| 12. Adjustment for change in per capita Florida personal income <i>(See Line 12 Instructions)</i> | 1.0339 | | |
| 13. Majority vote maximum millage rate allowed <i>(Line 11 multiplied by Line 12)</i> | 7.2170 | per \$1,000 | (13) |
| 14. Two-thirds vote maximum millage rate allowed <i>(Multiply Line 13 by 1.10)</i> | 7.9387 | per \$1,000 | (14) |
| 15. Current year proposed millage rate | 7.4278 | per \$1,000 | (15) |
| 16. Minimum vote required to levy proposed millage: (Check one) | | | |
| <input type="checkbox"/> a. Majority vote of the governing body: Check here if Line 15 is less than or equal to Line 13. The maximum millage rate is equal to the majority vote maximum rate. Enter Line 13 on Line 17. | | | |
| <input checked="" type="checkbox"/> b. Two-thirds vote of governing body: Check here if Line 15 is less than or equal to Line 14, but greater than Line 13. The maximum millage rate is equal to proposed rate. Enter Line 15 on Line 17. | | | |
| <input type="checkbox"/> c. Unanimous vote of the governing body, or 3/4 vote if nine members or more: Check here if Line 15 is greater than Line 14. The maximum millage rate is equal to the proposed rate. Enter Line 15 on Line 17. | | | |
| <input type="checkbox"/> d. Referendum: The maximum millage rate is equal to the proposed rate. Enter Line 15 on Line 17. | | | |
| 17. The selection on Line 16 allows a maximum millage rate of <i>(Enter rate indicated by choice on Line 16)</i> | 7.4278 | per \$1,000 | (17) |
| 18. Current year gross taxable value from Current Year Form DR-420, Line 4 | \$ | 9,352,714,825 | (18) |

Continued on page 2

| | | | |
|---------------------------------------------------------|---------------------------------------------------------------------------------------------------------------------------------------------------------------------------|-----------------------------------------------------------------------------------|---------------------------------------------------------------------------------------------------------------------------------------------------------------------------------------------|
| Taxing Authority : NASSAU COUNTY BCC | | DR-420MM-P R. 5/12 Page 2 | |
| 19. | Current year proposed taxes <i>(Line 15 multiplied by Line 18, divided by 1,000)</i> | \$ 69,470,095 | (19) |
| 20. | Total taxes levied at the maximum millage rate <i>(Line 17 multiplied by Line 18, divided by 1,000)</i> | \$ 69,470,095 | (20) |
| DEPENDENT SPECIAL DISTRICTS AND MSTUs | |  | STOP HERE. SIGN AND SUBMIT. |
| 21. | Enter the current year proposed taxes of all dependent special districts & MSTUs levying a millage. <i>(The sum of all Lines 19 from each district's Form DR-420MM-P)</i> | \$ 15,731,184 | (21) |
| 22. | Total current year proposed taxes <i>(Line 19 plus Line 21)</i> | \$ 85,201,279 | (22) |
| Total Maximum Taxes | | | |
| 23. | Enter the taxes at the maximum millage of all dependent special districts & MSTUs levying a millage <i>(The sum of all Lines 20 from each district's Form DR-420MM-P)</i> | \$ 15,731,184 | (23) |
| 24. | Total taxes at maximum millage rate <i>(Line 20 plus Line 23)</i> | \$ 85,201,279 | (24) |
| Total Maximum Versus Total Taxes Levied | | | |
| 25. | Are total current year proposed taxes on Line 22 equal to or less than total taxes at the maximum millage rate on Line 24? (Check one) | <input checked="" type="checkbox"/> YES <input type="checkbox"/> NO | (25) |
| S I G N H E R E | Taxing Authority Certification | | I certify the millages and rates are correct to the best of my knowledge. The millages comply with the provisions of s. 200.065 and the provisions of either s. 200.071 or s. 200.081, F.S. |
| | Signature of Chief Administrative Officer : | | Date : |
| | Title : JUSTIN M TAYLOR, BOCC CHAIRMAN | Contact Name and Contact Title : MEGAN DIEHL, OMB DIRECTOR | |
| | Mailing Address : 96135 NASSAU PLACE, SUITE 1 | Physical Address : 96135 NASSAU PLACE, SUITE 2 | |
| | City, State, Zip : YULEE, FL 32097 | Phone Number : 9045306010 | Fax Number : 9043215917 |

Complete and submit this form DR-420MM-P, Maximum Millage Levy Calculation-Preliminary Disclosure, to your property appraiser with the form DR-420, Certification of Taxable Value.



Reset Form

Print Form

MAXIMUM MILLAGE LEVY CALCULATION PRELIMINARY DISCLOSURE

For municipal governments, counties, and special districts


DR-420MM-P

R. 5/12


Rule 12D-16.002

Florida Administrative Code

Effective 11/12

| | | | |
|---------------------------------------------------------------------------------------------------------------------------------------------------------------------------|-----------------------------------------------------------------------------------------------------------------------------------------------------------------------------------------------------------------------|-----------------------------------|--------------------------------------------|
| Year: 2019 | | County: NASSAU | |
| Principal Authority : NASSAU COUNTY BCC | | Taxing Authority: MUN SER FUND | |
| 1. | Is your taxing authority a municipality or independent special district that has levied ad valorem taxes for less than 5 years? | <input type="checkbox"/> Yes | <input checked="" type="checkbox"/> No (1) |
| IF YES,  STOP HERE. SIGN AND SUBMIT. You are not subject to a millage limitation. | | | |
| 2. | Current year rolled-back rate from Current Year Form DR-420, Line 16 | 2.2020 | per \$1,000 (2) |
| 3. | Prior year maximum millage rate with a majority vote from 2018 Form DR-420MM, Line 13 | 2.3093 | per \$1,000 (3) |
| 4. | Prior year operating millage rate from Current Year Form DR-420, Line 10 | 2.3093 | per \$1,000 (4) |
| If Line 4 is equal to or greater than Line 3, skip to Line 11. If less, continue to Line 5. | | | |
| Adjust rolled-back rate based on prior year majority-vote maximum millage rate | | | |
| 5. | Prior year final gross taxable value from Current Year Form DR-420, Line 7 | \$ | 0 (5) |
| 6. | Prior year maximum ad valorem proceeds with majority vote (Line 3 multiplied by Line 5 divided by 1,000) | \$ | 0 (6) |
| 7. | Amount, if any, paid or applied in prior year as a consequence of an obligation measured by a dedicated increment value from Current Year Form DR-420 Line 12 | \$ | 0 (7) |
| 8. | Adjusted prior year ad valorem proceeds with majority vote (Line 6 minus Line 7) | \$ | 0 (8) |
| 9. | Adjusted current year taxable value from Current Year form DR-420 Line 15 | \$ | 0 (9) |
| 10. | Adjusted current year rolled-back rate (Line 8 divided by Line 9, multiplied by 1,000) | 0.0000 | per \$1,000 (10) |
| Calculate maximum millage levy | | | |
| 11. | Rolled-back rate to be used for maximum millage levy calculation (Enter Line 10 if adjusted or else enter Line 2) | 2.2020 | per \$1,000 (11) |
| 12. | Adjustment for change in per capita Florida personal income (See Line 12 Instructions) | | 1.0339 (12) |
| 13. | Majority vote maximum millage rate allowed (Line 11 multiplied by Line 12) | 2.2766 | per \$1,000 (13) |
| 14. | Two-thirds vote maximum millage rate allowed (Multiply Line 13 by 1.10) | 2.5043 | per \$1,000 (14) |
| 15. | Current year proposed millage rate | 2.3093 | per \$1,000 (15) |
| 16. | Minimum vote required to levy proposed millage: (Check one) | | |
| <input type="checkbox"/> | a. Majority vote of the governing body: Check here if Line 15 is less than or equal to Line 13. The maximum millage rate is equal to the majority vote maximum rate. Enter Line 13 on Line 17. | | |
| <input checked="" type="checkbox"/> | b. Two-thirds vote of governing body: Check here if Line 15 is less than or equal to Line 14, but greater than Line 13. The maximum millage rate is equal to proposed rate. Enter Line 15 on Line 17. | | |
| <input type="checkbox"/> | c. Unanimous vote of the governing body, or 3/4 vote if nine members or more: Check here if Line 15 is greater than Line 14. The maximum millage rate is equal to the proposed rate. Enter Line 15 on Line 17. | | |
| <input type="checkbox"/> | d. Referendum: The maximum millage rate is equal to the proposed rate. Enter Line 15 on Line 17. | | |
| 17. | The selection on Line 16 allows a maximum millage rate of (Enter rate indicated by choice on Line 16) | 2.3093 | per \$1,000 (17) |
| 18. | Current year gross taxable value from Current Year Form DR-420, Line 4 | \$ | 6,628,970,161 (18) |

Continued on page 2


| | | | |
|---------------------------------------------------------|---------------------------------------------------------------------------------------------------------------------------------------------------------------------------|-----------------------------------------------------------------------------------|---------------------------------------------------------------------------------------------------------------------------------------------------------------------------------------------|
| Taxing Authority : MUN SER FUND | | DR-420MM-P R. 5/12 Page 2 | |
| 19. | Current year proposed taxes <i>(Line 15 multiplied by Line 18, divided by 1,000)</i> | \$ 15,308,281 | (19) |
| 20. | Total taxes levied at the maximum millage rate <i>(Line 17 multiplied by Line 18, divided by 1,000)</i> | \$ 15,308,281 | (20) |
| DEPENDENT SPECIAL DISTRICTS AND MSTUs | |  | STOP HERE. SIGN AND SUBMIT. |
| 21. | Enter the current year proposed taxes of all dependent special districts & MSTUs levying a millage. <i>(The sum of all Lines 19 from each district's Form DR-420MM-P)</i> | \$ | (21) |
| 22. | Total current year proposed taxes <i>(Line 19 plus Line 21)</i> | \$ | (22) |
| Total Maximum Taxes | | | |
| 23. | Enter the taxes at the maximum millage of all dependent special districts & MSTUs levying a millage <i>(The sum of all Lines 20 from each district's Form DR-420MM-P)</i> | \$ | (23) |
| 24. | Total taxes at maximum millage rate <i>(Line 20 plus Line 23)</i> | \$ | (24) |
| Total Maximum Versus Total Taxes Levied | | | |
| 25. | Are total current year proposed taxes on Line 22 equal to or less than total taxes at the maximum millage rate on Line 24? (Check one) | <input type="checkbox"/> YES <input type="checkbox"/> NO | (25) |
| S I G N H E R E | Taxing Authority Certification | | I certify the millages and rates are correct to the best of my knowledge. The millages comply with the provisions of s. 200.065 and the provisions of either s. 200.071 or s. 200.081, F.S. |
| | Signature of Chief Administrative Officer : | | Date : |
| | Title : JUSTIN M TAYLOR, BOCC CHAIRMAN | Contact Name and Contact Title : MEGAN DIEHL, OMB DIRECTOR | |
| | Mailing Address : 96135 NASSAU PLACE, SUITE 1 | Physical Address : 96135 NASSAU PLACE, SUITE 2 | |
| | City, State, Zip : YULEE, FL 32097 | Phone Number : 9045306010 | Fax Number : 9043215917 |

Complete and submit this form DR-420MM-P, Maximum Millage Levy Calculation-Preliminary Disclosure, to your property appraiser with the form DR-420, Certification of Taxable Value.



[Reset Form](#)
[Print Form](#)

MAXIMUM MILLAGE LEVY CALCULATION **PRELIMINARY DISCLOSURE** For municipal governments, counties, and special districts

DR-420MM-P
R. 5/12
Rule 12D-16.002
Florida Administrative Code
Effective 11/12

| | | | |
|-----------------------------------------------------------------------------------------------------------------------------------------------------------------------------------------|-----------------------------------------------------------------------------------------------------------------------------------------------------------------------------------------------------------------------|----------------------------------------|--------------------------------------------|
| Year: 2019 | | County: NASSAU | |
| Principal Authority: NASSAU COUNTY BCC | | Taxing Authority: DRAINAGE DISTRICT | |
| 1. | Is your taxing authority a municipality or independent special district that has levied ad valorem taxes for less than 5 years? | <input type="checkbox"/> Yes | <input checked="" type="checkbox"/> No (1) |
| <p>IF YES,  STOP HERE. SIGN AND SUBMIT. You are not subject to a millage limitation.</p> | | | |
| 2. | Current year rolled-back rate from Current Year Form DR-420, Line 16 | 0.0000 | per \$1,000 (2) |
| 3. | Prior year maximum millage rate with a majority vote from 2018 Form DR-420MM, Line 13 | 0.0000 | per \$1,000 (3) |
| 4. | Prior year operating millage rate from Current Year Form DR-420, Line 10 | 0.0000 | per \$1,000 (4) |
| <p>If Line 4 is equal to or greater than Line 3, skip to Line 11. If less, continue to Line 5.</p> | | | |
| Adjust rolled-back rate based on prior year majority-vote maximum millage rate | | | |
| 5. | Prior year final gross taxable value from Current Year Form DR-420, Line 7 | \$ | 0 (5) |
| 6. | Prior year maximum ad valorem proceeds with majority vote <i>(Line 3 multiplied by Line 5 divided by 1,000)</i> | \$ | 0 (6) |
| 7. | Amount, if any, paid or applied in prior year as a consequence of an obligation measured by a dedicated increment value from Current Year Form DR-420 Line 12 | \$ | 0 (7) |
| 8. | Adjusted prior year ad valorem proceeds with majority vote <i>(Line 6 minus Line 7)</i> | \$ | 0 (8) |
| 9. | Adjusted current year taxable value from Current Year form DR-420 Line 15 | \$ | 0 (9) |
| 10. | Adjusted current year rolled-back rate <i>(Line 8 divided by Line 9, multiplied by 1,000)</i> | 0.0000 | per \$1,000 (10) |
| Calculate maximum millage levy | | | |
| 11. | Rolled-back rate to be used for maximum millage levy calculation <i>(Enter Line 10 if adjusted or else enter Line 2)</i> | 0.0000 | per \$1,000 (11) |
| 12. | Adjustment for change in per capita Florida personal income <i>(See Line 12 Instructions)</i> | | 1.0339 (12) |
| 13. | Majority vote maximum millage rate allowed <i>(Line 11 multiplied by Line 12)</i> | 0.0000 | per \$1,000 (13) |
| 14. | Two-thirds vote maximum millage rate allowed <i>(Multiply Line 13 by 1.10)</i> | 0.0000 | per \$1,000 (14) |
| 15. | Current year proposed millage rate | 0.0000 | per \$1,000 (15) |
| 16. | Minimum vote required to levy proposed millage: (Check one) | | (16) |
| <input checked="" type="checkbox"/> | a. Majority vote of the governing body: Check here if Line 15 is less than or equal to Line 13. The maximum millage rate is equal to the majority vote maximum rate. Enter Line 13 on Line 17. | | |
| <input type="checkbox"/> | b. Two-thirds vote of governing body: Check here if Line 15 is less than or equal to Line 14, but greater than Line 13. The maximum millage rate is equal to proposed rate. Enter Line 15 on Line 17. | | |
| <input type="checkbox"/> | c. Unanimous vote of the governing body, or 3/4 vote if nine members or more: Check here if Line 15 is greater than Line 14. The maximum millage rate is equal to the proposed rate. Enter Line 15 on Line 17. | | |
| <input type="checkbox"/> | d. Referendum: The maximum millage rate is equal to the proposed rate. Enter Line 15 on Line 17. | | |
| 17. | The selection on Line 16 allows a maximum millage rate of <i>(Enter rate indicated by choice on Line 16)</i> | 0.0000 | per \$1,000 (17) |
| 18. | Current year gross taxable value from Current Year Form DR-420, Line 4 | \$ | 745,976,503 (18) |

Continued on page 2

| | | | |
|---------------------------------------------------------|---------------------------------------------------------------------------------------------------------------------------------------------------------------------------|-----------------------------------------------------------------------------------|---------------------------------------------------------------------------------------------------------------------------------------------------------------------------------------------|
| Taxing Authority : DRAINAGE DISTRICT | | DR-420MM-P R. 5/12 Page 2 | |
| 19. | Current year proposed taxes <i>(Line 15 multiplied by Line 18, divided by 1,000)</i> | \$ 0 | (19) |
| 20. | Total taxes levied at the maximum millage rate <i>(Line 17 multiplied by Line 18, divided by 1,000)</i> | \$ 0 | (20) |
| DEPENDENT SPECIAL DISTRICTS AND MSTUs | |  | STOP HERE. SIGN AND SUBMIT. |
| 21. | Enter the current year proposed taxes of all dependent special districts & MSTUs levying a millage. <i>(The sum of all Lines 19 from each district's Form DR-420MM-P)</i> | \$ | (21) |
| 22. | Total current year proposed taxes <i>(Line 19 plus Line 21)</i> | \$ | (22) |
| Total Maximum Taxes | | | |
| 23. | Enter the taxes at the maximum millage of all dependent special districts & MSTUs levying a millage <i>(The sum of all Lines 20 from each district's Form DR-420MM-P)</i> | \$ | (23) |
| 24. | Total taxes at maximum millage rate <i>(Line 20 plus Line 23)</i> | \$ | (24) |
| Total Maximum Versus Total Taxes Levied | | | |
| 25. | Are total current year proposed taxes on Line 22 equal to or less than total taxes at the maximum millage rate on Line 24? (Check one) | <input type="checkbox"/> YES <input type="checkbox"/> NO | (25) |
| S I G N H E R E | Taxing Authority Certification | | I certify the millages and rates are correct to the best of my knowledge. The millages comply with the provisions of s. 200.065 and the provisions of either s. 200.071 or s. 200.081, F.S. |
| | Signature of Chief Administrative Officer : | | Date : |
| | Title : JUSTIN M TAYLOR, BOCC CHAIRMAN | Contact Name and Contact Title : MEGAN DIEHL, OMB DIRECTOR | |
| | Mailing Address : 96135 NASSAU PLACE, SUITE 1 | Physical Address : 96135 NASSAU PLACE, SUITE 2 | |
| | City, State, Zip : YULEE, FL 32097 | Phone Number : 9045306010 | Fax Number : 9043215917 |

Complete and submit this form DR-420MM-P, Maximum Millage Levy Calculation-Preliminary Disclosure, to your property appraiser with the form DR-420, Certification of Taxable Value.



[Reset Form](#)
[Print Form](#)

MAXIMUM MILLAGE LEVY CALCULATION PRELIMINARY DISCLOSURE

For municipal governments, counties, and special districts

DR-420MM-P
R. 5/12
Rule 12D-16.002
Florida Administrative Code
Effective 11/12

| | | | |
|----------------------------------------------------------------------------------------------------|-----------------------------------------------------------------------------------------------------------------------------------------------------------------------------------------------------------------------|--------------------------------------------------------|--------------------|
| Year: 2019 | | County: NASSAU | |
| Principal Authority : NASSAU COUNTY BCC | | Taxing Authority: Amelia Island Beach Renourishment | |
| 1. | Is your taxing authority a municipality or independent special district that has levied ad valorem taxes for less than 5 years? | <input type="checkbox"/> | Yes |
| | | <input checked="" type="checkbox"/> | No |
| | | | (1) |
| IF YES, STOP HERE. SIGN AND SUBMIT. You are not subject to a millage limitation. | | | |
| 2. | Current year rolled-back rate from Current Year Form DR-420, Line 16 | 0.0942 | per \$1,000 (2) |
| 3. | Prior year maximum millage rate with a majority vote from 2018 Form DR-420MM, Line 13 | 0.0976 | per \$1,000 (3) |
| 4. | Prior year operating millage rate from Current Year Form DR-420, Line 10 | 0.1021 | per \$1,000 (4) |
| If Line 4 is equal to or greater than Line 3, skip to Line 11. If less, continue to Line 5. | | | |
| Adjust rolled-back rate based on prior year majority-vote maximum millage rate | | | |
| 5. | Prior year final gross taxable value from Current Year Form DR-420, Line 7 | \$ | 0 (5) |
| 6. | Prior year maximum ad valorem proceeds with majority vote <i>(Line 3 multiplied by Line 5 divided by 1,000)</i> | \$ | 0 (6) |
| 7. | Amount, if any, paid or applied in prior year as a consequence of an obligation measured by a dedicated increment value from Current Year Form DR-420 Line 12 | \$ | 0 (7) |
| 8. | Adjusted prior year ad valorem proceeds with majority vote <i>(Line 6 minus Line 7)</i> | \$ | 0 (8) |
| 9. | Adjusted current year taxable value from Current Year form DR-420 Line 15 | \$ | 0 (9) |
| 10. | Adjusted current year rolled-back rate <i>(Line 8 divided by Line 9, multiplied by 1,000)</i> | 0.0000 | per \$1,000 (10) |
| Calculate maximum millage levy | | | |
| 11. | Rolled-back rate to be used for maximum millage levy calculation <i>(Enter Line 10 if adjusted or else enter Line 2)</i> | 0.0942 | per \$1,000 (11) |
| 12. | Adjustment for change in per capita Florida personal income <i>(See Line 12 Instructions)</i> | 1.0339 | (12) |
| 13. | Majority vote maximum millage rate allowed <i>(Line 11 multiplied by Line 12)</i> | 0.0974 | per \$1,000 (13) |
| 14. | Two-thirds vote maximum millage rate allowed <i>(Multiply Line 13 by 1.10)</i> | 0.1071 | per \$1,000 (14) |
| 15. | Current year proposed millage rate | 0.1021 | per \$1,000 (15) |
| 16. | Minimum vote required to levy proposed millage: (Check one) | | |
| <input type="checkbox"/> | a. Majority vote of the governing body: Check here if Line 15 is less than or equal to Line 13. The maximum millage rate is equal to the majority vote maximum rate. Enter Line 13 on Line 17. | | |
| <input checked="" type="checkbox"/> | b. Two-thirds vote of governing body: Check here if Line 15 is less than or equal to Line 14, but greater than Line 13. The maximum millage rate is equal to proposed rate. Enter Line 15 on Line 17. | | |
| <input type="checkbox"/> | c. Unanimous vote of the governing body, or 3/4 vote if nine members or more: Check here if Line 15 is greater than Line 14. The maximum millage rate is equal to the proposed rate. Enter Line 15 on Line 17. | | |
| <input type="checkbox"/> | d. Referendum: The maximum millage rate is equal to the proposed rate. Enter Line 15 on Line 17. | | |
| 17. | The selection on Line 16 allows a maximum millage rate of <i>(Enter rate indicated by choice on Line 16)</i> | 0.1021 | per \$1,000 (17) |
| 18. | Current year gross taxable value from Current Year Form DR-420, Line 4 | \$ | 4,142,046,398 (18) |

| | | | |
|---------------------------------------------------------|---------------------------------------------------------------------------------------------------------------------------------------------------------------------------|-----------------------------------------------------------------------------------|---------------------------------------------------------------------------------------------------------------------------------------------------------------------------------------------|
| Taxing Authority : Amelia Island Beach Renourishment | | DR-420MM-P R. 5/12 Page 2 | |
| 19. | Current year proposed taxes <i>(Line 15 multiplied by Line 18, divided by 1,000)</i> | \$ 422,903 | (19) |
| 20. | Total taxes levied at the maximum millage rate <i>(Line 17 multiplied by Line 18, divided by 1,000)</i> | \$ 422,903 | (20) |
| DEPENDENT SPECIAL DISTRICTS AND MSTUs | |  | STOP HERE. SIGN AND SUBMIT. |
| 21. | Enter the current year proposed taxes of all dependent special districts & MSTUs levying a millage. <i>(The sum of all Lines 19 from each district's Form DR-420MM-P)</i> | \$ | (21) |
| 22. | Total current year proposed taxes <i>(Line 19 plus Line 21)</i> | \$ | (22) |
| Total Maximum Taxes | | | |
| 23. | Enter the taxes at the maximum millage of all dependent special districts & MSTUs levying a millage <i>(The sum of all Lines 20 from each district's Form DR-420MM-P)</i> | \$ | (23) |
| 24. | Total taxes at maximum millage rate <i>(Line 20 plus Line 23)</i> | \$ | (24) |
| Total Maximum Versus Total Taxes Levied | | | |
| 25. | Are total current year proposed taxes on Line 22 equal to or less than total taxes at the maximum millage rate on Line 24? (Check one) | <input type="checkbox"/> YES <input type="checkbox"/> NO | (25) |
| S I G N H E R E | Taxing Authority Certification | | I certify the millages and rates are correct to the best of my knowledge. The millages comply with the provisions of s. 200.065 and the provisions of either s. 200.071 or s. 200.081, F.S. |
| | Signature of Chief Administrative Officer : | | Date : |
| | Title : JUSTIN M TAYLOR, BOCC CHAIRMAN | Contact Name and Contact Title : MEGAN DIEHL, OMB DIRECTOR | |
| | Mailing Address : 96135 NASSAU PLACE, SUITE 1 | Physical Address : 96135 NASSAU PLACE, SUITE 2 | |
| | City, State, Zip : YULEE, FL 32097 | Phone Number : 9045306010 | Fax Number : 9043215917 |

Complete and submit this form DR-420MM-P, Maximum Millage Levy Calculation-Preliminary Disclosure, to your property appraiser with the form DR-420, Certification of Taxable Value.