

Extra



HARDEN

Risk Management Renewal Comparative Analysis
for:

**Nassau County Board of
County Commissioners**

10/01/19-20

*Brokerage/Consulting Services for Risk Management,
Commercial Insurance, Employee Welfare,
and Benefit Programs*

Premium and Exposure Summary

Property	Expiring 10/1/17-18	Renewal 10/1/18-19	Variance
	Florida Municipal Insurance Trust	Florida Municipal Insurance Trust	
Total Insured Value	118,322,744	125,744,617	6%
All Other Perils Deductible	10,000	10,000	
Named Storm/Wind & Hail	3%	3%	
Property Premium	299,040.00	348,507.00	17%
Renewal Incentive Credit	-33,866.00	0.00	
Total Property Premium	265,174.00	348,507.00	31%
Inland Marine	Expiring	Renewal	
Total Insured Value	6,667,861	7,504,388	13%
Deductible	Various	Various	
Total Inland Marine Premium	Incl. Above	Incl. Above	
Flood	Expiring	Renewal	
	Auto Owners	Auto Owners	
A.M. Best Rating	A++ XV	A++ XV	
Admitted or Non-Admitted	Admitted	Admitted	
Total Insured Value	6,258,600	6,258,600	
Deductible	Various	Various	
Flood Premium- Estimate	26,363.00	28,026.00	6%
General Liability	Expiring	Renewal	
	Florida Assoc. of Counties Trust	Florida Assoc. of Counties Trust	
A.M. Best Rating	N/A	N/A	
Admitted or Non-Admitted	N/A	N/A	
Claims Made or Occurrence	Occurrence	Occurrence	
Coverage Part Aggregate (Non-Florida Liability)	3,000,000	3,000,000	
Per Occurrence (Non-Florida Liability)	1,000,000	1,000,000	
Florida Liability Per Occurrence	300,000	300,000	
Florida Liability Per Person	200,000	200,000	
Deductible	25,000	25,000	
Claims Bill Coverage (1,000,000)	Yes	Yes	
Payroll (Expiring reflects 15/16 audited payrolls and Renewal reflects 16/17 audited payrolls)	33,839,013	36,605,879	8%
General Liability Premium	186,590.00	204,316.00	9%
Cyber Liability Coverage			
Information and Security Privacy Liability	200,000	1,000,000	
Privacy Notification Costs	200,000	1,000,000	
Regulatory Defense and Penalties	200,000	1,000,000	
Website Media Content Library	200,000	1,000,000	
PCI Fines and Costs	200,000	1,000,000	
Cyber Extortion	200,000	1,000,000	
First Party Data Protection	200,000	1,000,000	
First Party Network Business Interruption	200,000	1,000,000	
Sublimits	Subject to Per-Claim sublimits below	Subject to Per-Claim sublimits below	
*Hourly Loss	\$25,000	\$25,000	
*Forensic Expenses	\$50,000	\$100,000	
*Dependent Business Interruption	\$50,000	\$100,000	
Electronic Crime Sublimit	50,000	50,000	
Fraudulent Instruction Sublimit	50,000	50,000	
All Member Shared Policy Aggregate Limit	1,250,000	5,000,000	
Per Claim Retention	25,000	35,000	
Cyber Liability Premium	Included in GL	Included in GL	

Employee Benefits Liability	Expiring	Renewal	
<i>Claims Made or Occurrence</i>	<i>Occurrence</i>	<i>Occurrence</i>	
Coverage Part Aggregate (Non-Florida Liability)	2,000,000	2,000,000	
Per Occurrence (Non-Florida Liability)	1,000,000	1,000,000	
Florida Liability Per Occurrence	300,000	300,000	
Florida Liability Per Person	200,000	200,000	
Deductible	5,000	5,000	
Claims Bill Coverage (1,000,000)	Yes	Yes	
Employee Benefits Liability Premium	Included in GL	Included in GL	
Employment Practices Liability	Expiring	Renewal	
<i>Claims Made or Occurrence</i>	<i>Occurrence</i>	<i>Occurrence</i>	
Coverage Part Aggregate (Non-Florida Liability)	2,000,000	2,000,000	
Per Occurrence (Non-Florida Liability)	1,000,000	1,000,000	
Deductible	25,000	25,000	
Claims Bill Coverage (1,000,000)	Yes	Yes	
Employment Practices Liability Premium	Included in GL	Included in GL	
Auto Liability	Expiring	Renewal	
<i>Claims Made or Occurrence</i>	<i>Occurrence</i>	<i>Occurrence</i>	
Bodily Injury & Property Damage Combined Single Limit Each Accident	1,000,000	1,000,000	
Florida Liability Per Occurrence	300,000	300,000	
Florida Liability Per Person	200,000	200,000	
Number of Units	243	277	14%
Claims Bill Coverage (1,000,000)	Yes	Yes	
Deductible	1,000	1,000	
Auto Liability Premium	39,539.00	42,792.00	8%
Auto Physical Damage	Expiring	Renewal	
	Florida Municipal Insurance Trust	Florida Municipal Insurance Trust	
Number of Units	140	160	14%
Deductible	1,000 / 1,000	1,000 / 1,000	
Auto Physical Damage Premium	26,467.00	39,635.00	50%
Workers' Compensation	Expiring	Renewal	
	Florida Municipal Insurance Trust	Florida Municipal Insurance Trust	
Gross Payroll	35,619,656	37,427,922	5%
Experience Mod	1.17	1.40	20%
Total Premium (incl. year end audit)	772,218.00	972,696.00	26%
AD&D	Expiring	Renewal	
	Federal Insurance Company	Federal Insurance Company	
A.M. Best Rating	A++ XV	A++ XV	
Admitted or Non-Admitted	Admitted	Admitted	
Coverage 1a	75,000	75,000	
Coverage 1b	75,000	75,000	
Coverage II	225,000	225,000	
Estimated Annual Premium	9,715.00	9,715.00	0%
	Expiring	Renewal	
Total Estimated Premium	1,326,066.00	1,645,687.00	
Total Fee	125,000.00	125,000.00	
Total Program Cost	1,451,066.00	1,770,687.00	22%
Program Total Dollar Difference			

Approval of premium, coverage, terms and conditions as contained herein:

Signature

Date

Property

Coverage	10/1/18-19 Expiring	10/1/19-20 Renewal
	Florida Municipal Insurance Trust	Florida Municipal Insurance Trust
A.M. Best Rating	N/A	N/A
Admitted or Non-Admitted	N/A	N/A
Policy Form & Edition Date	CP0010 (04/02) FMIT PROP 03 (10/09) FMIT PROP 02 (10/08)	CP0010 (04/02) FMIT PROP 03 (10/09) FMIT PROP 02 (10/08)
Coverage		
Building Total Values (Blanket per Schedule on File)	101,349,694	101,279,944
Personal Property Total Values	18,825,239	24,464,673
Voting Machines	incl above	incl above
Total Insured Value	120,174,933	125,744,617
Business Interruption	500,000 Maximum per Fund Year	500,000 Maximum per Fund Year
Extra Expense	1,000,000	1,000,000
Equipment Breakdown - Other than School Districts	50,000,000	50,000,000
Perils	Special Form	Special Form
Valuation	Replacement Cost	Replacement Cost
Coinsurance	Waived	Waived
Property Deductible - All perils except Wind/Hail	10,000	10,000
Wind/Hail (includes storm surge)	Named Storm - 3% of the Scheduled Value of the damaged properties	Named Storm - 3% of the Scheduled Value of the damaged properties
Financial Analysis		
Projected Renewal Premium	\$299,040.00	\$348,507.00
Return of Premium	-\$33,866.00	\$0.00
Net Projected Renewal Premium	\$265,174.00	\$348,507.00

Notes:

(1) No return of premium declared for 10/1/19-20 due to losses incurred by the Trust for Hurricane Michael
(18-19 expiring premium included a return of \$33,866.00)

Inland Marine

Coverage	10/1/18-19 Expiring	10/1/19-20 Renewal
	Florida Municipal Insurance Trust	Florida Municipal Insurance Trust
A.M. Best Rating	N/A	N/A
Admitted or Non-Admitted	N/A	N/A
Policy Form & Edition Date	FMIT PROP 02 (10/16)	FMIT PROP 02 (10/16)
Coverage		
Scheduled Equipment	5,262,861	6,099,388
Unscheduled Equipment	Blanket - Items \$15,000 / Maximum of \$1,000,000 per Agreement Period	Blanket - Items \$15,000 / Maximum of \$1,000,000 per Agreement Period
Valuable Papers	1,405,000	1,405,000
Total Insured Value	6,667,861	7,504,388
Deductible	5,000 Except Items valued over 50,000 the deductible would be the greater of 2% or 5,000	5,000 Except Items valued over 50,000 the deductible would be the greater of 2% or 5,000
Valuation	Actual Cash Value	Actual Cash Value
Extensions of Coverage		
Blanket Equipment	Items 15,000 or less	Items 15,000 or less
Communications Equipment	Included	Included
Emergency Service Portable Equipment	Included	Included
Newly Acquired Property	10,000 must be reported within 30 days after acquired	10,000 must be reported within 30 days after acquired
Rented, Borrowed, Leased Equipment	50,000	50,000
Financial Analysis		
Projected Renewal Premium	Included In Property Premium	Included In Property Premium

(1) Expiring premium was annualized through endorsement 12 for comparison purposes.

Honesty Blanket Bond (Employee Dishonesty Crime Policy)

Coverage	10/1/18-19 Expiring	10/1/19-20 Renewal
	Florida Municipal Insurance Trust	Florida Municipal Insurance Trust
A.M. Best Rating	N/A	N/A
Admitted or Non-Admitted	N/A	N/A
Policy Form & Edition Date	CR 00 25 05/06	CR 00 25 05/06
Coverage		
Limit	1,000,000	1,000,000
Deductible	1,000	
Financial Analysis		
Projected Renewal Premium	Included In Property Premium	Included In Property Premium

Flood

Address	Building Value	Contents Value	Effective Date	Deductible Options	Expiring Premium	Renewal Premium
Fire Station #2 5518 First Coast Hwy S Fernandina Bch. FL 32034	300,000	50,000	10/06/2019-20	1,250	\$1,760.00	\$1,760.00
Library 25 N 4th Street Fernandina Bch. FL 32034	0	500,000	09/16/2019-20	1,000	\$2,501.00	\$2,668.00
Health Dept 26-32 S. 4th St. Fernandina Bch. FL 32034	500,000	50,000	09/17/2019-20	1,250	\$2,078.00	\$2,215.00
Historic Court House 408-414 Centre Street Fernandina Beach FL 32035	500,000	100,000	9/17/2019-20	1,250	\$2,246.00	\$2,396.00
County Administration 96160 Nassau Pl. Yulee, FL 3209	500,000	500,000	10/01/2019-20	1,250	\$3,323.00	\$3,553.00
Governmental Complex 96161 Nassau Pl. Yulee, FL 32097	500,000	500,000	11/15/2019-20	1,250	\$3,323.00	\$3,553.00 Estimated
Governmental Complex 96135 Nassau Pl. Yulee, FL 32097	500,000	500,000	11/15/2019-20	1,250	\$3,323.00	\$3,552.00 Estimated
Burney Park - Main Bldg. American Beach - 5508 Greg Fernandina Beach, FL 32034	150,000	50,000	10/01/2019-20	1,250	\$1,695.00	\$1,904.00
Peters Point - Main Bldg 1974 South Fletcher Ave. Fernandina Bch, FL 32034	150,000	50,000	10/01/2019-20	1,250	\$1,330.00	\$1,411.00
Holly Point Park Holly Point Rd. - 94303 Winterberry Yulee, FL 32097	108,600	0	10/01/2019-20	5,000	\$1,376.00	\$1,388.00
Modular Office - Sheriff Dept. 76001 Bobby Moore Circle Yulee, FL 32097	150,000	50,000	09/25/2019-20	1,250	\$1,330.00	\$1,411.00
American Beach - Community Cntr 1600 Julia Street Fernandina Beach, FL 32034	500,000	50,000	08/15/2019-20	1,250	\$2,078.00	\$2,215.00
Projected Renewal Premium					\$26,363.00	\$28,026.00

Notes:

- (1) National Flood Insurance Program (NFIP) Maximum Amount of Coverage Per Building - \$500,000
- (2) Excess Flood Coverage Provided under FMIT Program Property Coverage - \$4,500,000 Annual Trust Aggregate
- (3) Preferred Risk Policy - Preset limits and deductible, not tied to valuation on appraisal
- (4) Holly Point Park not eligible for Preferred Risk Policy due to AE flood zone

General Liability

Coverage	10/1/18-19 Expiring	10/1/19-20 Renewal
	Florida Assoc. of Counties Trust	Florida Assoc. of Counties Trust
A.M. Best Rating	N/A	N/A
Admitted or Non-Admitted	N/A	N/A
Policy Form & Edition Date	FACT 99U 101 (9/97)	FACT 99U 101 (9/97)
Coverage		
Public Agency Multi-Class Liability		
Claims Made or Occurrence	Occurrence	Occurrence
Coverage Part Aggregate (Non-Florida Liability)	3,000,000	3,000,000
Per Occurrence (Non-Florida Liability)	1,000,000	1,000,000
Bodily Injury Liability	Included	Included
Property Damage Liability	Included	Included
Personal Injury and Advertising Injury Liability	Included	Included
Errors or Omissions Liability	Included	Included
Civil Rights Liability	Included	Included
Florida Liability Per Occurrence	300,000	300,000
Florida Liability Per Person	200,000	200,000
Fire Legal Liability	50,000	50,000
Deductible	25,000	25,000
Claims Bill Coverage (1,000,000)	Yes	Yes
Payroll (Expiring reflects 15/16 audited payrolls and Renewal reflects 16/17 audited payrolls)	33,839,013	36,605,879
Projected Renewal Premium with Claims Bill	\$186,590.00	\$204,316.00

Cyber Liability Coverage

Coverage	10/1/18-19 Expiring	10/1/19-20 Renewal
Information and Security Privacy Liability	200,000	1,000,000
Privacy Notification Costs	200,000	1,000,000
Regulatory Defense and Penalties	200,000	1,000,000
Website Media Content Library	200,000	1,000,000
PCI Fines and Costs	200,000	1,000,000
Cyber Extortion	200,000	1,000,000
First Party Data Protection	200,000	1,000,000
First Party Network Business Interruption	200,000	1,000,000
Sublimits	Subject to Per-Claim sublimits below	Subject to Per-Claim sublimits below
*Hourly Loss	\$25,000	\$25,000
*Forensic Expenses	\$50,000	\$100,000
*Dependent Business Interruption	\$50,000	\$100,000
Electronic Crime Sublimit	50,000	50,000
Fraudulent Instruction Sublimit	50,000	50,000
All Member Shared Policy Aggregate Limit	1,250,000	5,000,000
Per Claim Retention	25,000	35,000
Financial Analysis		
Projected Renewal Premium with Claims Bill	Included in GL	Included in GL

Employee Benefits Errors & Omissions Liability

Coverage	10/1/18-19 Expiring	10/1/19-20 Renewal
	Florida Assoc. of Counties Trust	Florida Assoc. of Counties Trust
A.M. Best Rating	N/A	N/A
Admitted or Non-Admitted	N/A	N/A
Policy Form & Edition Date	FACT 17U 401 (9/97)	FACT 17U 401 (9/97)
Coverage		
Claims Made or Occurrence	Occurrence	Occurrence
Coverage Part Aggregate (Non-Florida Liability)	2,000,000	2,000,000
Per Occurrence (Non-Florida Liability)	1,000,000	1,000,000
Florida Liability Per Occurrence	300,000	300,000
Florida Liability Per Person	200,000	200,000
Deductible	5,000	5,000
Claims Bill Coverage (1,000,000)	Yes	Yes
Financial Analysis		
Projected Renewal Premium with Claims Bill	Included in GL	Included in GL

Employment Practices Liability

Coverage	10/1/17-18 Expiring	10/1/18-19 Renewal
	Florida Assoc. of Counties Trust	Florida Assoc. of Counties Trust
A.M. Best Rating	N/A	N/A
Admitted or Non-Admitted	N/A	N/A
Coverage		
Claims Made or Occurrence	Occurrence	Occurrence
Coverage Part Aggregate (Non-Florida Liability)	2,000,000	2,000,000
Per Occurrence (Non-Florida Liability)	1,000,000	1,000,000
Florida Liability Per Occurrence	300,000	300,000
Florida Liability Per Person	200,000	200,000
Deductible	25,000	25,000
Claims Bill Coverage (1,000,000)	Yes	Yes
Financial Analysis		
Projected Renewal Premium with Claims Bill	Included in GL	Included in GL

Commercial Auto Liability

Coverage	10/1/18-19 Expiring	10/1/19-20 Renewal
	Florida Assoc. of Counties Trust	Florida Assoc. of Counties Trust
A.M. Best Rating	N/A	N/A
Admitted or Non-Admitted	N/A	N/A
Policy Form & Edition Date	FACT 19U 502 (9/97)	FACT 19U 502 (9/97)
Coverage		
Bodily Injury & Property Damage Combined Single Limit Each Accident	1,000,000	1,000,000
Florida Liability Per Occurrence	300,000	300,000
Florida Liability Per Person	200,000	200,000
Personal Injury Protection	10,000	10,000
Non-Owned Auto Liability (Excess Only)	1,000,000	1,000,000
Hired/Borrowed Auto Liability	1,000,000	1,000,000
Claims Bill Coverage (1,000,000)	Yes	Yes
Deductible	1,000	1,000
Exposure Analysis		
Number of Units	243	277
Financial Analysis		
Projected Renewal Premium with Claims Bill	\$39,539.00	\$42,792.00

Note: 10/1/19-20 Renewal Premium Includes all endorsements through 6/10/19

Commercial Auto Physical Damage

	Florida Municipal Insurance Trust	36,605,879
A.M. Best Rating	N/A	N/A
Admitted or Non-Admitted	N/A	N/A
Coverage		
Physical Damage		
Comprehensive Deductible	1,000	1,000
Collision Deductible	1,000	1,000
Exposure Analysis		
Number of Units	140	160
Financial Analysis		
Projected Renewal Premium	\$26,467.00	\$39,635.00

Note: 10/1/19-20 Renewal Premium Includes all endorsements through 6/10/19

Workers Compensation

		Florida Municipal Insurance Trust		
		Renewal	Renewal	10/1/19-20
Code	Description	Estimated Annual Payroll	Rates	Estimated Annual Premium
5506	Street or Road Construction	1,149,151	8.90	102,274
5509	Street or Road Maintenance or Beautification & Drivers	876,478	9.85	86,333
7520	Waterworks Operations & Drivers	299,162	3.93	11,757
7580	Sewage Disposal Plant Operation & Drivers	170,825	2.65	4,527
7590	Garbage Works	182,114	4.63	8,432
7704	Firefighters & Drivers	8,419,244	5.09	428,540
7720	Police Officers & Drivers	9,850,000	3.83	377,255
8380	Automobile Service Or Repair Center & Drivers	199,268	3.02	6,018
8720	Inspection of Risks for Insurance or Evaluation Purposes NOC	1,710,112	1.88	32,150
8810	Clerical Office Employees NOC	12,566,364	0.18	22,619
8831	Hospital - Veterinary - & Drivers	334,227	1.91	6,384
9015	Building - Operation by Owner or Lessee	1,113,576	4.09	45,545
9102	Park NOC - All Employees & Drivers	321,854	4.21	13,550
9410	Municipal, Township, County or State Employee NOC	236,547	2.44	5,772
		Estimated Manual Premium		1,151,156
		AR Adjustment		(128,584)
		Safety Credit		(25,595)
		Drug Free Credit		(62,707)
		Standard Premium		934,270
		Exp Mod		476,575
		Modified Premium		1,410,845
		Advance Discount		(183,181)
		Normal Premium		1,484,832
		Expense Constant		200
		Incentive Credit		(512,336)
		Total Pay In Premium		972,696

Notes:

Workers' Compensation Experience Modification History -

18-19 Modification Factor 1.17
17-18 Modification Factor 1.12
16-17 Modification Factor 1.01
15-16 Modification Factor 1.06
14-15 Modification Factor 0.97

Statutory Benefits - AD&D

	10/1/18-19 Expiring	10/1/19-20 Renewal
	Federal Insurance Company	Federal Insurance Company
A.M. Best Rating	A++ XV	A++ XV
Admitted or Non-Admitted	Admitted	Admitted
Policy Form & Edition Date	BTA forms	BTA forms
Eligibility		
Class I	All full-time Law Enforcement Officers of the Policyholder	All full-time Law Enforcement Officers of the Policyholder
	Eff. 7/1/19 All full-time Firefighters of the Policyholder	All full-time Firefighters of the Policyholder
Class II	All Auxiliary reserve officers of the Policyholder	All Auxiliary reserve officers of the Policyholder
Class III	All Dispatchers and Administrative personnel of the Policyholder	All Dispatchers and Administrative personnel of the Policyholder
Class IV	All Correctional Officers of the Policyholder	All Correctional Officers of the Policyholder
Class IV	All Volunteer Firefighters of the Policyholder	All Volunteer Firefighters of the Policyholder
Accidental Death & Dismemberment		
Coverage 1a - accidentally killed or receives bodily injury which results in the Insured Person's death or dismemberment	75,000	75,000
Coverage 1b - accidentally dismembered or killed while responding, at the time of injury, in fresh pursuit or to an emergency or what he reasonably believed to be an emergency	75,000	75,000
Coverage II - unlawfully and intentionally dismembered or killed by another or receives bodily injury which is unlawfully and intentionally inflicted upon him by another and which results in the Insured Person's death or dismemberment	225,000	225,000
Financial Analysis		
Estimated Annual Premium	\$9,715.00	\$9,715.00
Note: Benefit increased effective 7/1/19 based on FL Statute 112.19 and FL Statute 112.191; Expiring premium annualized to include endorsement		

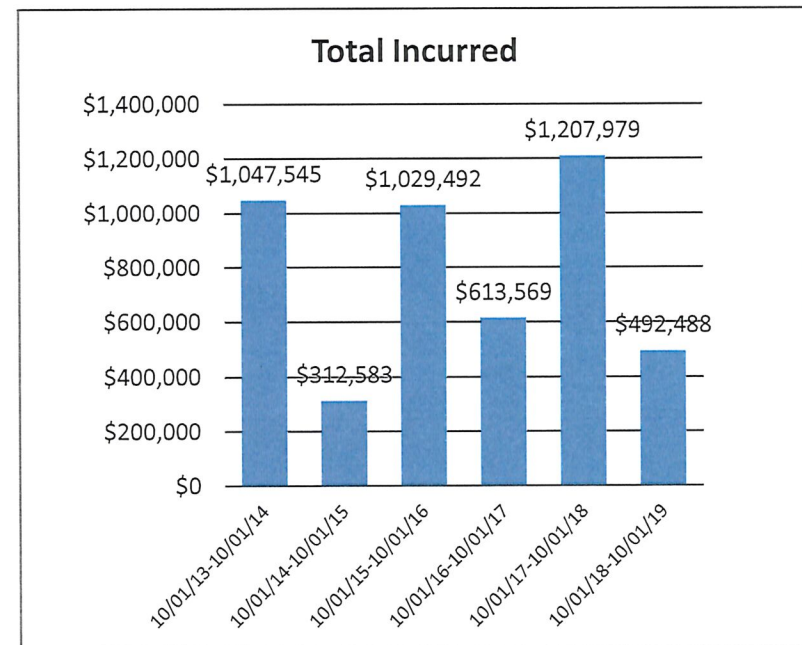
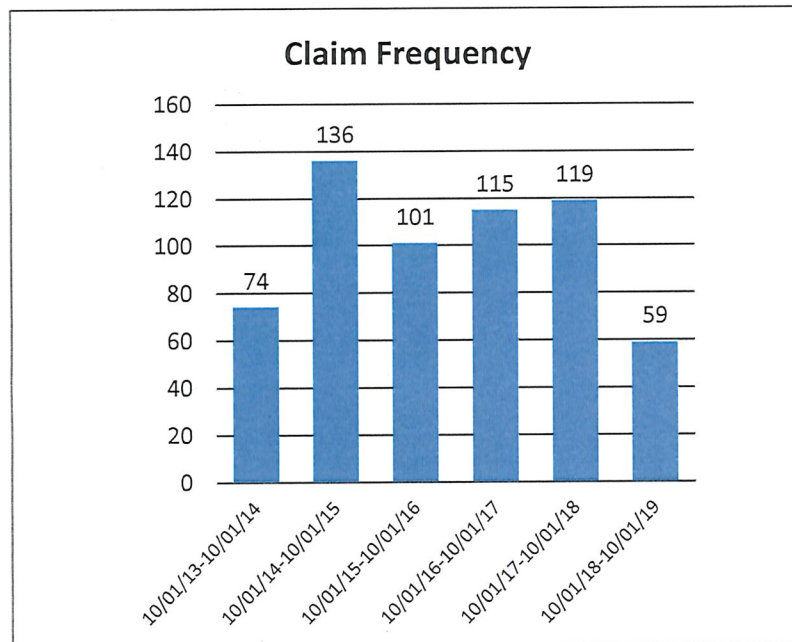
Workers' Compensation

Premium / Loss Summary Report

FMIT valued as of 6/30/2019

Policy Year	Carrier	Claim Count			Paid	Reserves	Total Incurred	Written Annual Premium	Incurred Loss Ratio	Experience Modification Factor
		Closed	Open	Total						
10/01/18-10/01/19	FMIT	36	23	59	\$32,164	\$460,324	\$492,488	\$772,217	63.8%	1.17
10/01/17-10/01/18	FMIT	113	6	119	\$445,506	\$762,473	\$1,207,979	\$652,000	185.3%	1.12
10/01/16-10/01/17	FMIT	112	3	115	\$407,300	\$206,269	\$613,569	\$609,988	100.6%	1.01
10/01/15-10/01/16	FMIT	97	4	101	\$384,274	\$645,218	\$1,029,492	\$670,829	153.5%	1.06
10/01/14-10/01/15	FMIT	135	1	136	\$225,388	\$87,195	\$312,583	\$624,446	50.1%	.97
10/01/13-10/01/14	FMIT	71	3	74	\$442,604	\$604,941	\$1,047,545	\$596,138	175.7%	.98
Total		564	40	604	\$1,937,236	\$2,766,420	\$4,703,656	\$3,925,618	119.8%	

Total Incurred is net of recovery



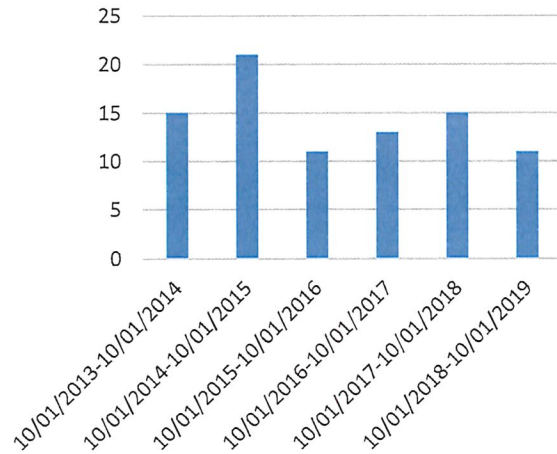
Package - Auto/Physical Damage

Premium / Loss Summary Report

FACT 9013 as of 6/30/2019

Policy Year	Carrier	Claim Count			Paid	Reserves	Gross Incurred	Recoveries	Net incurred	Written Annual Premium	Incurred Loss Ratio
		Closed	Open	Total							
10/01/2018-10/01/2019	FACT	9	2	11	\$21,370	\$204	\$21,574	\$0	\$21,574	\$26,467	81.5%
10/01/2017-10/01/2018	FACT	15	0	15	\$48,341	\$0	\$48,341	\$10,000	\$38,341	\$25,896	148.1%
10/01/2016-10/01/2017	FACT	13	0	13	\$32,325	\$0	\$32,325	\$0	\$32,325	\$21,094	153.2%
10/01/2015-10/01/2016	FACT	11	0	11	\$37,890	\$0	\$37,890	\$24,470	\$13,420	\$21,297	63.0%
10/01/2014-10/01/2015	FACT	21	0	21	\$8,181	\$0	\$8,181	\$0	\$8,181	\$16,190	50.5%
10/01/2013-10/01/2014	FACT	15	0	15	\$6,871	\$0	\$6,871	\$0	\$6,871	\$17,920	38.3%
Total		84	2	86	\$154,978	\$204	\$155,182	\$34,470	\$120,712	\$128,864	93.7%

Claim Frequency



Net Incurred

