


EXHIBIT B

SANDY BLUFF

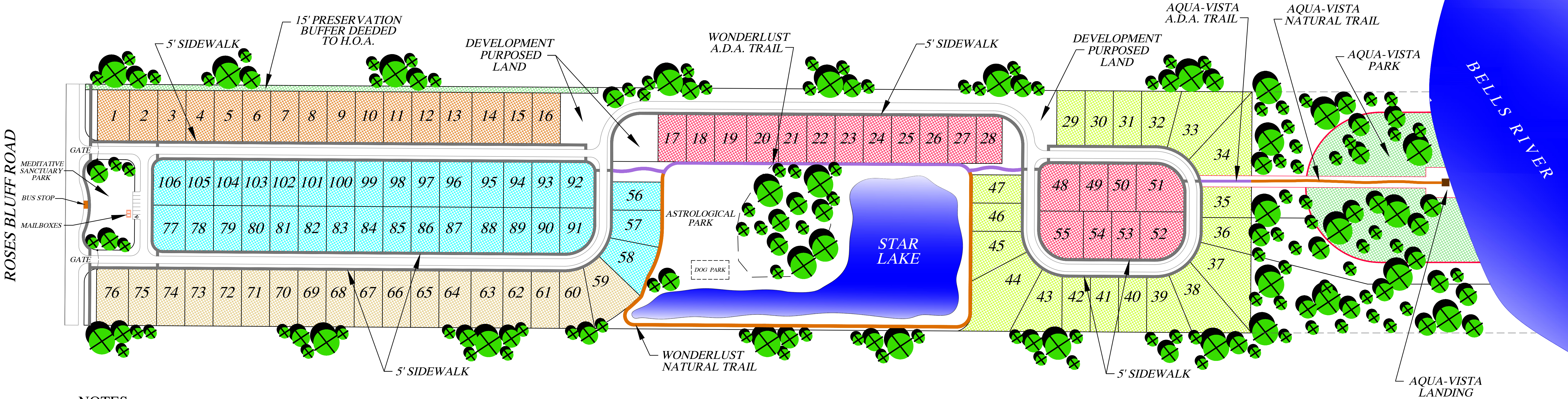
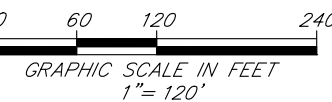
106 LOTS TOTAL
50' R.O.W.

7/13/2021

- 75'x120'
- 75'x125'
- 75'x135'
- 75'x145'
- 75'x150'



APPLICABLE LOTS SHOWN
HATCHED AND NUMBERED



NOTES:

1. Development Purposed Land has been reserved for use by the Applicant as platted buildable areas to relocate and/or reconfigure lots once engineering is completed and the location of a lift station(s) is determined. After placement of the Lift Station and relocation and/or reconfiguration of lots, any remaining Development Purposed Land may be dedicated to the HOA for parking, parks and/or other open space elements.
2. Actual bus stop location and shelter for students shall be verified in consultation with Nassau County School Board and County Engineering Services Department.