


***EXHIBIT B***

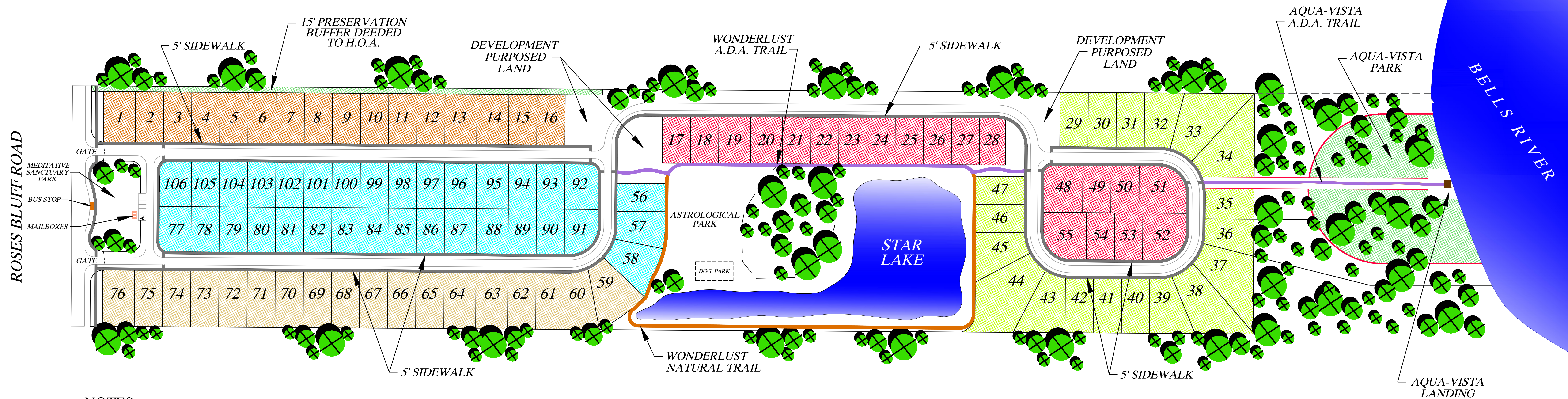
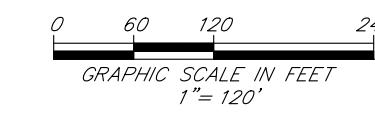
# SANDY BLUFF

*106 LOTS TOTAL*  
*50' R.O.W.*

8/6/2021



APPLICABLE LOTS SHOWN  
HATCHED AND NUMBERED



NOTES:

1. Development Purposed Land has been reserved for use by the Applicant as platted buildable areas to relocate and/or reconfigure lots once engineering is completed and the location of a lift station(s) is determined. After placement of the Lift Station and relocation and/or reconfiguration of lots, any remaining Development Purposed Land may be dedicated to the HOA for parking, parks and/or other open space elements.
2. Actual bus stop location and shelter for students shall be verified in consultation with Nassau County School Board and County Engineering Services Department.